

「Asia-Pacific Medical Network Project in
Kyushu University Hospital」 TEMDEC
(Telemedicine Development Center of Asia)
Annual Report : Vol.14

<https://doi.org/10.15017/4403551>

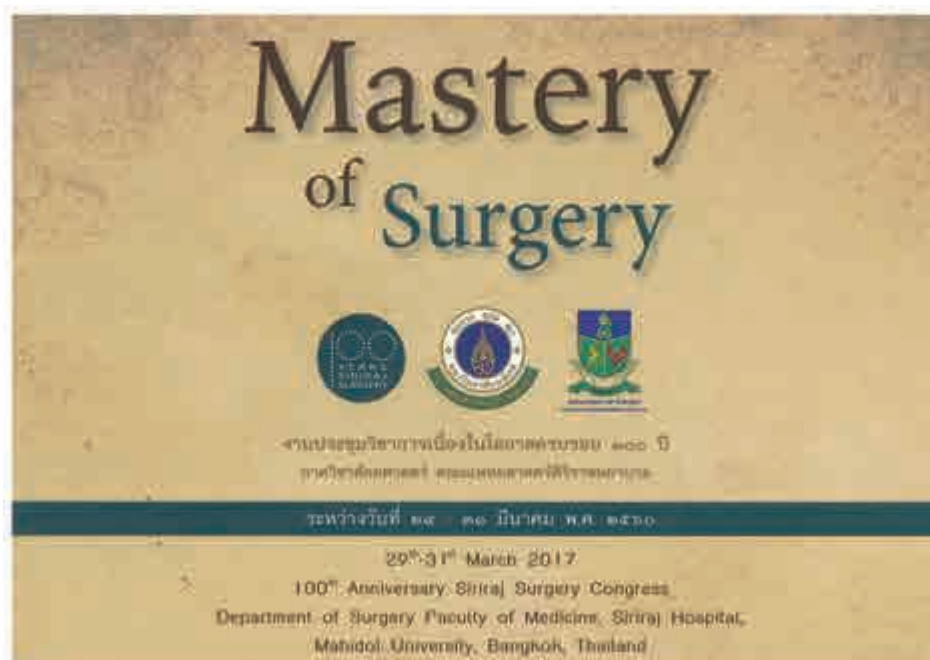
出版情報：「超高速ネットワークを利用したアジア遠隔医療プロジェクト」 TEMDEC活動報告. 14, 2018-
03. TEMDEC事務局
バージョン：
権利関係：



5. Event Report

5-1. Programs

#733 The 2nd MIS-ASIA Cluster 2017.03.29



13:00-14:30	
R3 • Multidisciplinary (13:00-14:30) Progress in esophageal cancer surgery <ul style="list-style-type: none"> Treatment of superficial-esophageal cancer: updated guideline and perspective Therapeutic esophagectomy The evolving role of minimally-invasive esophagectomy in the use of chemoradiotherapy 	ศ.พญ. รุ่งเรือง ฤกษ์รัตน์ (Chair) ศ.พญ. ณัฐพร อมรรัง (Co-Chair) ศ.พญ. ชัยวัฒน์ อภิวงศา (Speaker) ศ.พญ. Noriaki Osugi (Speaker) ศ.พญ. Nethin Jai (Speaker)
201-3 General surgery (13:00-14:30) Siriraj's new in surgical education	ศ.พญ. ณัฐพร อมรรัง (Chair) ศ.พญ. ณัฐพร อมรรัง (Moderator/Speaker) ศ.พญ. ชัยวัฒน์ อภิวงศา (Speaker) ศ.พญ. ณัฐพร อมรรัง (Speaker)
202-3 Trauma surgery (13:00-14:30) Reconstruction Intestinal	ศ.พญ. ณัฐพร อมรรัง (Speaker) ศ.พญ. ณัฐพร อมรรัง (Speaker)
203-3 Pediatric surgery (13:00-14:30) Rapid discussion: How to use of minimally-invasive surgery in Thailand	ศ.พญ. ณัฐพร อมรรัง (Moderator) ศ.พญ. ณัฐพร อมรรัง (Moderator) ศ.พญ. ณัฐพร อมรรัง (Speaker) ศ.พญ. ณัฐพร อมรรัง (Speaker) ศ.พญ. ณัฐพร อมรรัง (Speaker) ศ.พญ. ณัฐพร อมรรัง (Speaker)
204-3 General surgery (13:00-14:30) Second MS - Asia Videoconference (Expanding training beyond borders) Intervening cases (LAPMS & ILSM Surgery) Connecting institutions	ศ.พญ. ณัฐพร อมรรัง (Chair) ศ.พญ. ณัฐพร อมรรัง (Co-Chair) ศ.พญ. ณัฐพร อมรรัง (Moderator) Siriraj Hospital, Faculty of Medicine, Mahidol University Chon Chai Hospital, Faculty of Medicine, Mahidol University Siriraj Hospital, Faculty of Medicine, Mahidol University Siriraj Hospital, Faculty of Medicine, Mahidol University Siriraj Hospital, Faculty of Medicine, Mahidol University

#735 The 11th Latin American Endoscopy Teleconference 2017.03.30



KYUSHU
UNIVERSITY



Telemecine Development
Center of Asia (TEMDEC)

CLINICA ALEMANA – Santiago de Chile



Grupo para el Desarrollo de Telemedicina de Asia (TEMDEC) - Latinoamerica

11th Latin American Endoscopy Conference

“Avances en prevención de Cáncer Gástrico en nuestros centros: Chile, Costa Rica, El Salvador, Japon”

FECHA: Miércoles 29 de Marzo de 2017

HORA: 5:00 – 7:00pm

LUGAR: Pontificia Universidad Javeriana – Cali (Colombia)

Edificio Samán. Auditorio 1

ORGANIZA: Dr Roque Saenz – Clínica Alemana (Chile)

CONTACTO: mimontes@javerianacali.edu.co

DESCRIPCION: “A new challenging program including GI endoscopy, biopsies, markers etc, has been done in a high Gastric Cancer incidence area in the south of Chile (Mapuche ethnicity). Results to be shown, to find out how are different centers in Latin America and Japan tackling this interesting topic”.



18 estaciones - 7 países
Streaming disponible

INSTITUCIONES ACADEMICAS PARTICIPANTES: Universidad Javeriana (Colombia), Kyushu University (Japon), Clínica Alemana (Chile), Universidad Católica (Chile), Universidad de Chile, Universidad de Costa Rica, Instituto Nacional de Ciencias Médicas y Nutrición (El Salvador), Hospital Sharp Mazatlan (México), Instituto Nacional de Cáncer (México), Hospital general Dr Manuel Gea González (México), Hospital civil de Guadalajara Dr Juan I Mendez (México), Universidad de São Paulo (Brasil), Instituto Brasileiro Nacional de Cáncer (Brasil), Universidad Federal Rio Grande do Sul (Brasil), Universidad del Estado Rio de Janeiro (Brasil), Hospital de base de distrito federal (Brasil), Osaka Medical Center for Cancer and cardiovascular diseases (Japon)



JAVERIANA CALI STATION



#742 The 3rd Bolivia Endoscopy Workshop 2017.04.20



13^o 2017

CURSO INTERNACIONAL DE AVANCES EN GASTROENTEROLOGÍA Y ENDOSCOPIA DIGESTIVA

NUEVAS TENDENCIAS E INNOVACIONES EN GASTROENTEROLOGÍA Y ENDOSCOPIA DIGESTIVA
LA PAZ, 19 AL 22 ABRIL 2017

CURSO TALLER LATINOAMERICANO SOBRE ENFERMEDADES DIGESTIVAS PREVALENTES
COCHABAMBA, 24 Y 25 ABRIL 2017

PROGRAMA DE PROYECCIÓN EN SALUD A LA COMUNIDAD
VILLA TUNARI (CHAPARE), 27 Y 28 ABRIL 2017

OBJETIVO

CONTRIBUIR CON LA FORMACIÓN GASTROINTESTINAL PRIMARIA Y AVANZADA DE ESPECIALISTAS DE LATINOAMÉRICA CON ÉNFASIS EN ENFERMEDADES REGIONALMENTE PERTINENTES, EN CONCORDANCIA CON LOS MÁS RELEVANTES AVANCES DE LA ESPECIALIDAD, ENLAZADOS CON VISIÓN SOCIAL.

BECAS PARA ESPECIALISTAS JÓVENES DE LATINOAMÉRICA, PREVIA POSTULACIÓN Y ACEPTACIÓN POR EL COMITÉ DE SELECCIÓN.

PROFESORES INVITADOS DE: JAPÓN, EUROPA, AMÉRICA Y BOLIVIA

COMITÉ ORGANIZADOR

DIRECTOR 13^o Curso
Dr. Guido Villa-Gómez MWGO
Director
WGO La Paz Training Center

CO-DIRECTORES
Dr. Juan Guerra
Director
IGBJ La Paz

Dr. Alberto Vilcaez
Director
IGBJ Cochabamba

Dr. Rubén Muñoz
Presidente
Sociedad Boliviana de Gastroenterología

SECRETARIO DE ORGANIZACIÓN
Dr. Gustavo Vidales

COORDINADORES
PROGRAMA DE PROYECCIÓN EN SALUD A LA COMUNIDAD
Dr. Javier Pabón
Dr. Daniel Guerra

COORDINADORES ACADÉMICOS
Dr. Ernesto Loza
Dr. Oscar Calderón

COMITÉ DE EVALUACIÓN DE RENDIMIENTO ACADÉMICO
Dra. Virginia Berdeja
Dra. Maira Ibarquén
Dra. Ampara Rojas

*** INSCRIPCIONES ABIERTAS**

INFORMACIÓN PARA INSCRIPCIONES Y BECAS ONLINE
VILLAGOMEZROIG@GMAIL.COM BEATRIZY@NEOCOMBOLIVIA.COM

WWW.LAPAZTRAININGCENTER.ORG

INSTITUTO DE GASTROENTEROLOGÍA BOLIVIANO JAPONÉS LA PAZ
INSTITUTO DE GASTROENTEROLOGÍA BOLIVIANO JAPONÉS COCHABAMBA

**APOYO ACADÉMICO**

ORGANIZACIÓN MUNDIAL DE GASTROENTEROLOGÍA (WGO)
INSTITUTO DE GASTROENTEROLOGÍA BOLIVIANO JAPONÉS (LA PAZ)
INSTITUTO DE GASTROENTEROLOGÍA BOLIVIANO JAPONÉS (COCHABAMBA)
SOCIEDAD BOLIVIANA DE GASTROENTEROLOGÍA
ASOCIACIÓN ESPAÑOLA DE GASTROENTEROLOGÍA (AEG)
UNIVERSIDAD DE NAGASAKI

PROGRAMA PRENEC**AVAL ACADÉMICO**

ORGANIZACIÓN MUNDIAL DE GASTROENTEROLOGÍA (WGO)
FACULTAD DE MEDICINA – UNIVERSIDAD MAYOR DE SAN ANDRÉS (UMSA)
COLEGIO MÉDICO DEPARTAMENTAL – LA PAZ

#759 CUDI Spring Meeting 2017.06.02

	<p>Uso de WebRTC en la Red de Videoconferencia CUDI.- José Luis Rodríguez (UNAM).</p> <p>• Aplicaciones de Colaboración para las IES.- Ricardo Estrada (CISCO).</p>	13:30	<p>Panel Resultados de Encuestas de Tecnologías de Información en Instituciones y Herramientas para Gobierno de TI Moderador: Carmen Díaz Novelo</p> <ul style="list-style-type: none"> • Hallazgos de la encuesta de ANUIES.- José Luis Ponce (ANUIES). • Resultados de la 2ª. etapa de la Encuesta CUDI.- Carlos Casasús (CUDI). • Experiencias de la Universidad Autónoma de Nuevo León.-Tomás Rodríguez Elizondo (UANL).
01 JUE	CONFERENCIAS CUDI Salón Buganvillas	14:30	Comida
09:00	<p>Panel Servicios en la Nube. Moderador: Israel Novelo (UADY)</p> <ul style="list-style-type: none"> • Carlos Daniel Sierra (UADY). • Gestión Universitaria – AMEREIAF.- Miguel Ángel Peña Azpiri (BUAP). • Manuel Aceves Mercenario (Zscaler). • Héctor Bonola Virues (UV). 	15:30	<p>Hábitos de los Usuarios de Internet en México 2017" por la Asociación del Internet.MX.- Coordina el Mtro. José Guadalupe Morales Montelongo, Coordinador de Desarrollo de TIC de la UDG.</p> <ul style="list-style-type: none"> • Renato Juárez, Director General, Estadística Digital. • Sergio Carrera, Vicepresidente de Investigación, Asociación de Internet.MX.
10:00	<p>Panel Estrategia Nacional IPv6. Moderador: Azael Fernández (UNAM)</p> <ul style="list-style-type: none"> • Resultados del Cuestionario para el Diagnóstico de IPv6.- Tania Villa (IFT). • NIC-MX.- Edmundo Cázarez. • NOC-UDG.- Martín Flores y Jaime Olmos (UDG). • NOC-CUDI.- Silvia Chávez (CUDI3). 	16:00	<ul style="list-style-type: none"> • CiiMAR-GoMC.- Porfirio Álvarez (UJAT). • Encuentro Virtual de Estudiantes de Posgrado.- René Luna (IPN). • Difusión y Repositorio de Actividades.- Martín Velazco (COLNAL). • Aplicaciones de los Repositorios de Imágenes Satelitales para Resolver Problemas Nacionales.- Amanda Gómez (AEM)
11:00	Receso	17:00	<p>Panel TI para la Inclusión, Mujeres en las TIC. Moderador:</p> <ul style="list-style-type: none"> • Educación.- Verónica Peña Guzmán (UDG). • Elsa Ortega (UV). • Tania Cruz.- Función Pública.
11:30	¿Cómo la Comunidad de Astronomía se está Beneficiando de las TIC? - Alfredo Santillán (UNAM.)	18:00	Receso
12:00	<p>Panel Supercómputo en México y la Importancia de la Conectividad en la Investigación y el Desarrollo. Moderador: Moisés Torres (UDG)</p> <ul style="list-style-type: none"> • Raúl Rivera (CICESE). • César Díaz Torrejón (BUAP). • Luis Díaz Sánchez (UAEMEX). • Isidoro Gitler (ABACUS). • Jorge Romo (UNACH). • FIONA and de Pacific Reserch Platform.- John Hess (CENIC). 	18:30	<p>Demostación de la Capacitación de Médicos en Técnicas de Endoscopia Gastrointestinal Usando las RNEI y los Sistemas de Videoconferencia Moderador: Nancy Gertrudiz (Comunidad Salud)</p> <ul style="list-style-type: none"> • Dr. Miguel Tanimoto (INCMNSZ). • Dr. Shuji Shimizu (Director TEMDEC). • José Luis Rodríguez (UNAM, Grupo de Videoconferencias). • Shunta Tomimatsu (Ingeniero TEMDEC). <p>Caso de éxito: e-Endoscopy.</p>
02 VIE	SESIÓN PLENARIA Salón Buganvillas		
09:00	Patrocinador		
09:30	Theos		
10:00	Espacio y Banda Ancha en México: de las Telecomunicaciones a las Imágenes Satelitales.- Dr. Francisco Javier Mendieta (AEM)		
10:30	El camino hacia la simplificación de Multicast.- Fabien Degouet (ENLACE Total Play)		
11:00	Receso		
11:30	<p>Presentación de los miembros del Presidium</p> <p>Palabras del rector del representante de la UDG.</p> <p>Implementación del artículo 213 de la nueva Ley Federal de Telecomunicaciones y Radiodifusión, Artículo 213. El CONACyT, en coordinación con la SCT tienen la obligación de establecer los mecanismos administrativos y técnicos necesarios y otorgar el apoyo financiero y técnico que requieran las instituciones de educación superior y de investigación para la interconexión entre sus redes, con la capacidad suficiente, formando una red nacional de educación e investigación, así como la interconexión entre dicha red nacional y las redes internacionales especializadas en el ámbito académico. Presentan el Dr. Víctor Carreón, Director Adjunto de Planeación y Evaluación del Consejo Nacional de Ciencia y Tecnología (CONACyT) y el Lic. Edgar Olvera Jiménez, Subsecretario de Comunicaciones</p> <ul style="list-style-type: none"> • Convenio SCT-CONACyT. • Convenio CONACyT. • Conectividad nacional.- Implementación de la Red NIBA. • Implementación del sistema de monitoreo y mesa de ayuda. 		
13:00	Conclusiones. - Lic. Carlos Casasús López Hermosa, Director General de la Corporación Universitaria para el Desarrollo de Internet A.C.		
14:00	Cierre de sesión		
31 MIE	DEMOSTRACIONES	01 JUE	DEMOSTRACIONES
10:30	FORTINET	11:00	ENOMA.- Bernardo Vargas
10:45	BROCADE	02 VIE	DEMOSTRACIONES
18:00	Nuevos Estándares de Conectividad.- Bernardo Valladares Linares (Extreme Networks)	11:00	Enlace y Entrega de Servicio (EnlaceTP)
18:15	Sophos		



Del 29 de mayo al 02 de junio
Puerto Vallarta, Jalisco

#777 Remote Lecture to Workshop on UniNet Network and Computer Application 2017.07.20



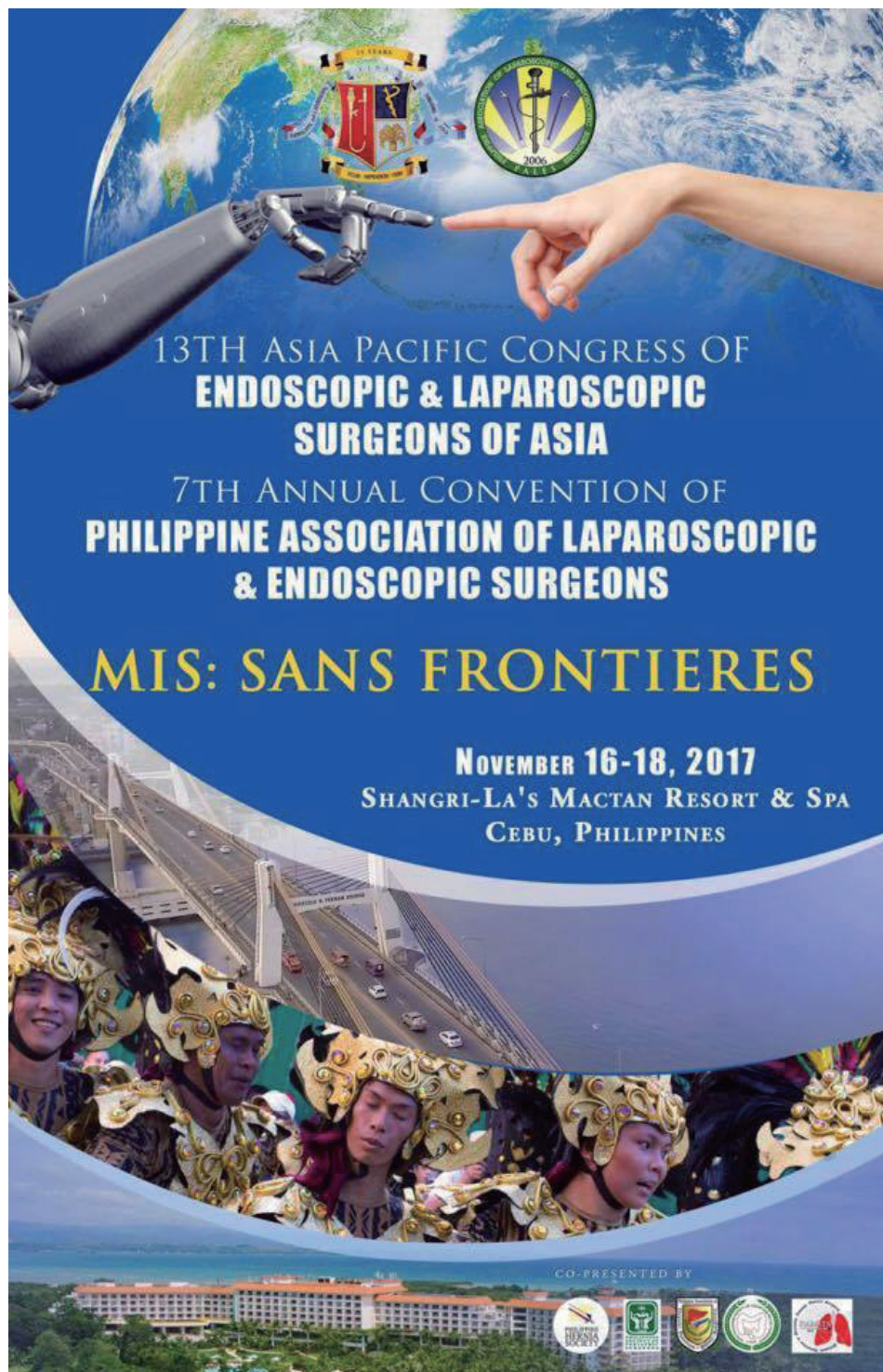
Schedule of 35th WUNCA 2017

Tele-education in Medicine and Medical School (case study)


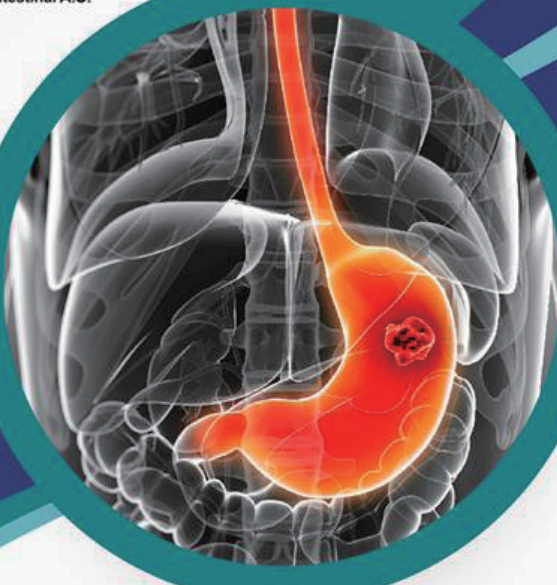
19-21 July 2017 at Rambhai Barni Rajabhat University, Chanthaburi, Thailand

Tele-medicine Session				
Thursday 20 July 2017, 10.00-12.00 pm. (TH)				
Time		Total time	Topic	Note
Start	Finish			
10:00	11:00	60	Tele-education in Medicine and Medical School (case study) : Take Lesson Telemedicine of Um Phang, Maesot Model By Polawat Witoolkollachit, M.D. (Remote) <i>Director Information and Communication Technology Center, Office of the Permanent Secretary</i> 1) Mr. Jakkapaan Sukjaroen <i>The Thai Red Cross Society</i> 2) Mr. Wiraphon Manatarinat <i>Faculty of Medicine Siriraj Hospital, Mahidol University</i> 3) Mr. Athaporn Thanoi <i>Faculty of Medicine, Chiangmai University</i>	1
			4) Mr. Teerapong Pongjumpa (Remote) <i>Faculty of Medicine, Khonkaen University</i> 5) Mr. Rattanapong Saikaew <i>Faculty of Medicine Vajira Hospital, Navamindradhiraj University</i>	
11:00	11:30	30	Tele-medicine Meeting : Experience of Tele-Medicine with Foreign Countries By Kuriko Kudo, PhD (Remote) <i>Telemedicine Development Center of Asia (TEMDEC)</i> <i>Kyushu University Hospital, Japan</i>	
11.30	12.00	30	Q&A	

#827 The 13th Asia-Pacific Congress of Endoscopic and Laparoscopic Surgery (ELSA) - Telemedicine Session 2017.11.16




#850 Mexican Association of Gastrointestinal Endoscopy (AMEG), Monthly Session-1 2018.02.09

Sesion Mensual

Febrero 8 del 2018 - 20:00 hrs.


DIAGNÓSTICO Y CARACTERIZACIÓN DE LESIONES PREMALIGNAS Y CÁNCER TEMPRANO EN ESTÓMAGO



Profesor invitado:
Noriya Uedo

Profesores Nacionales:
Dr. Miguel Ángel Herrera Servín
Dr. Oscar Hernández Mondragón

Nuevo formato sólo por internet
Consulta el programa en: www.amegendoscopia.org.mx



Profesor invitado:
Dr. Noriya Uedo
Centro Médico de Osaka, Japan

Sesión Mensual
8 de febrero de 2018

Diagnóstico y Caracterización de Lesiones Premalignas y Cáncer Temprano en Estómago

NUEVO FORMATO DE SESIÓN MENSUAL:
transmisión vía Internet únicamente
20:00 hrs.

5-2. Snaps and Summaries

#723 The 6th Team Conference of Endoscopic Surgery

2017.03.04

<p>【Event】 The 6th Team Conference of Endoscopic Surgery</p>	<p>【Comments】</p> <p>The 6th Team Conference of Endoscopic Surgery took place on March 4, 2017. 275 participants in total, doctors, nurses and clinical engineers, attended the teleconference connected with six institutions.</p> <p>The audience voted to some questions through Mentimeter, and actively discussed about the themes, “non-technical skills training for endoscopic surgery” and “the management of endoscopic surgery devices”.</p>
<p>【Date】 2017.03.04</p>	
<p>【Venue】</p> <p>Hokkaido University, Johnson & Johnson Tokyo Science Center, Kindai University, Johnson & Johnson Nagoya Branch, Kyushu University Hospital, Okayama Saiseikai General Hospital (all sites in Japan)</p>	
	
<p>Monitor shows the connected sites.</p>	<p>Teleconference view at Nagoya venue.</p>
<p>Picture taken at: Kyushu University Hospital</p>	<p>Picture taken at: Johnson & Johnson Nagoya Branch</p>
	
<p>Teleconference view at Okayama Saiseikai General Hospital.</p>	<p>A presented slide.</p>
<p>Picture taken at: Okayama Saiseikai General Hospital</p>	<p>Picture taken at: Kyushu University Hospital</p>
	
<p>Dr. Moriyama makes a comment (ctr.).</p>	<p>Teleconference view at Hokkaido University.</p>
<p>Picture taken at: Kyushu University Hospital</p>	<p>Picture taken at: Hokkaido University</p>




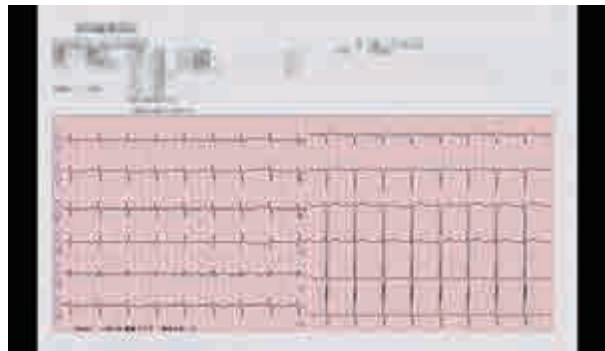


#726 Training Report of Endoscopy with Mexico

2017.03.10

<p>【Event】 Training Report of Endoscopy with Mexico</p>	<p>【Comments】 The training report of endoscopy was made with the INCAN (Mexico), Dr. Flora Mileva Oña Ortiz made a presentation about her experience of one month training at the endoscopy department in the Kyushu University Hospital. She talked with her colleagues in Mexico about all knowledge she got, practice she saw and places where she stayed in Japan.</p>
<p>【Date】 2017.03.10</p>	
<p>【Venue】 Kyushu University Hospital (Japan), National Cancer Institute of Mexico(INCAN) (Mexico)</p>	
	
Monitor shows the connected sites.	Dr. Flora (It.) makes a presentation.
Picture taken at: Kyushu University Hospital	Picture taken at: Kyushu University Hospital
	
A presented slide.	A presented slide.
Picture taken at: Kyushu University Hospital	Picture taken at: Kyushu University Hospital
	
Dr. Pavel who is trainee from Russia makes a comment.	Dr. Shimizu (rt.) makes a comment.
Picture taken at: Kyushu University Hospital	Picture taken at: Kyushu University Hospital







#727 The 169th Heart Transplantation conference

2017.03.14

<p>【Event】 The 169th Heart Transplantation conference</p>	<p>【Comments】 We performed teleconference with Saga University about a patient with advanced heart failure. We discussed the indication for heart transplantation at Kyushu University Hospital.</p>
<p>【Date】 2017.03.14</p>	
<p>【Venue】 Kyushu University Hospital (Japan), Saga University (Japan)</p>	
	
<p>Teleconference view at Kyushu University Hospital.</p>	<p>Dr. Tsutsui makes a comment.</p>
<p>Picture taken at: Kyushu University Hospital</p>	<p>Picture taken at: Kyushu University Hospital</p>
	
<p>A presented slide.</p>	<p>A presented electrocardiogram.</p>
<p>Picture taken at: Kyushu University Hospital</p>	<p>Picture taken at: Kyushu University Hospital</p>
	
<p>Dr. Fujino makes a comment.</p>	<p>Teleconference view at Kyushu University Hospital.</p>
<p>Picture taken at: Kyushu University Hospital</p>	<p>Picture taken at: Kyushu University Hospital</p>



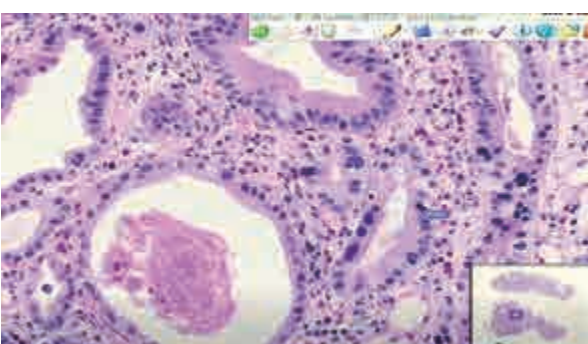


#728 The 1st Continuing Medical Education Program with the Philippines

2017.03.15

<p>【Event】 The 1st Continuing Medical Education Program with the Philippines</p>	<p>【Comments】 Twenty-three Filipino doctors visited TEMDEC as the continuing medical education program on March 15. At first, Prof. Shimizu gave them a presentation about telemedicine and the activities of TEMDEC. Secondly, a teleconference was demonstrated between TEMDEC and St. Luke's Medical Center (Quezon City, the Philippines). Dr. Domino introduced their activities about telemedicine in the Philippines.</p>
<p>【Date】 2017.03.15</p>	
<p>【Venue】 St. Luke's Medical Center Quezon City (Philippines), Kyushu University Hospital (Japan)</p>	
	
<p>Teleconference view at Kyushu University Hospital.</p>	<p>Teleconference view at St. Luke's Medical Center Quezon City.</p>
<p>Picture taken at: Kyushu University Hospital</p>	<p>Picture taken at: Kyushu University Hospital</p>
	
<p>A presented slide.</p>	<p>A participant (ctr.) makes a comment.</p>
<p>Picture taken at: Kyushu University Hospital</p>	<p>Picture taken at: Kyushu University Hospital</p>
	
<p>A group photo at Kyushu University Hospital.</p>	<p>An engineer established a connection at the venue.</p>
<p>Picture taken at: Kyushu University Hospital</p>	<p>Picture taken at: Kyushu University Hospital</p>

#729 The 23rd Peking Early Gastric Cancer Teleconference

2017.03.22

<p>【Event】 The 23rd Peking Early Gastric Cancer Teleconference</p>	<p>【Comments】 Doctors from 7 stations met again through internet and discussed cases of EGC with more than 20 sites on the streaming list. Four cases were provided by different stations and fully discussed within endoscopists and pathologists. A gastric polyp with irregular MVP which mimicked the EGC impressed everyone. Though there were some interruptions due to the unstable internet, the teleconference was successfully finished.</p>
<p>【Date】 2017.03.22</p>	
<p>【Venue】 Peking Union Medical College Hospital (China), Fudan University Zhongshan Hospital (China), Tianjin Medical University (China), Nanfang Hospital, Southern Medical University (China), Juntendo University (Japan), Fukuoka University Chikushi Hospital (Japan), Kyushu University Hospital (Japan)</p>	
	
<p>Monitor shows connected sites.</p>	<p>Teleconference view at Kyushu University Hospital.</p>
<p>Picture taken at: Kyushu University Hospital</p>	<p>Picture taken at: Kyushu University Hospital</p>
	
<p>A presented slide.</p>	<p>A discussion about pathology using Tele-pointer.</p>
<p>Picture taken at: Kyushu University Hospital</p>	<p>Picture taken at: Kyushu University Hospital</p>
	
<p>Teleconference view at Peking Union Medical College Hospital.</p>	<p>Dr. Joyama makes a comment.</p>
<p>Picture taken at: Kyushu University Hospital</p>	<p>Picture taken at: Kyushu University Hospital</p>



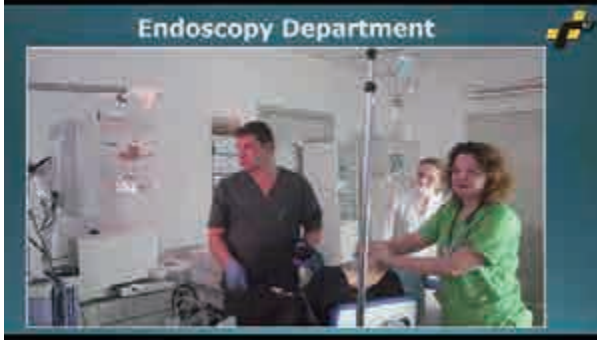



#730 The 5th Indonesian Endoscopy Case Teleconference

2017.03.23

<p>【Event】 The 5th Indonesian Endoscopy Case Teleconference</p>	<p>【Comments】 The 5th Indonesian Endoscopy Case teleconference was carried out successfully on 23rd March 2017. Nine centers participated in the meeting. Three case presentations were made and the topics discussed were MALT lymphoma, fundal varices, and inserting biliary stent. Fruitful discussions were made and no major technical problem was encountered.</p>
<p>【Date】 2017.03.23</p>	
<p>【Venue】 University of Indonesia (Indonesia), Airlangga University (Indonesia), Padjadjaran University (Indonesia), Diponegoro University (Indonesia), Gadjah Mada University (Indonesia), Sebelas Maret University (Indonesia), Dr. Moewardi Hospital (Indonesia), Hasanuddin University (Indonesia), Brawijaya University (Indonesia), Kyushu University Hospital (Japan)</p>	
	
<p>Monitor shows the connected sites.</p>	<p>Teleconference view at Gadjah Mada University.</p>
<p>Picture taken at: Kyushu University Hospital</p>	<p>Picture taken at: Gadjah Mada University</p>
	
<p>A presented slide.</p>	<p>A presented endoscopic movie.</p>
<p>Picture taken at: Kyushu University Hospital</p>	<p>Picture taken at: Gadjah Mada University</p>
	
<p>Dr. Aso makes a comment.</p>	<p>Teleconference view at Kyushu University Hospital.</p>
<p>Picture taken at: Kyushu University Hospital</p>	<p>Picture taken at: Kyushu University Hospital</p>

#732 Training Report of Endoscopy with Russia

2017.03.27

【Event】 Training Report of Endoscopy with Russia	【Comments】 The training report of endoscopy was made with Moscow Oncological Hospital No 62. Dr. Pavel Pravednikov made a presentation about his experience of one-month training at the endoscopy department of the Kyushu University Hospital. There was a very useful presentation for Russian colleagues devoted to Japanese style of Endoscopy. Apart from Endoscopy there was a discussion about Fukuoka sightseeing places and other interesting things.
【Date】 2017.03.27	
【Venue】 Kyushu University Hospital (Japan), Moscow City Oncology Hospital No. 62 (Russian Federation)	
	
Teleconference view at Moscow City Oncology Hospital No. 62.	Dr. Pavel makes a presentation.
Picture taken at: Kyushu University Hospital	Picture taken at: Kyushu University Hospital
	
A presented slide.	A presented slide.
Picture taken at: Kyushu University Hospital	Picture taken at: Kyushu University Hospital
	
Monitor shows the connected sites.	Mr. Kitamura gives technical support.
Picture taken at: Kyushu University Hospital	Picture taken at: Kyushu University Hospital







#733 The 2nd MIS-ASIA Cluster

2017.03.29

<p>【Event】 The 2nd MIS-ASIA Cluster</p>	<p>【Comments】 The minimally invasive surgery Asia (MIS Asia) is a quarterly event where surgical trainees from different locations, meet and learn remotely. This was the second quarter meeting of the year 2017 and it marks the first time the members of the telemedicine network of the Philippines was able to connect and learn from trainees and experts of countries like Japan, Vietnam and Thailand. The objective was to expand the MIS learning beyond borders and develop a collaborative educational exchange of ideas and expertise. The event was facilitated by ASTI- DOST of the Philippines and TEMDEC and was able to generate interesting discussion as well as inspired trainees in the use of tele-technology.</p>
<p>【Date】 2017.03.29</p>	
<p>【Venue】 St. Luke's Medical Center Quezon City (Philippines), Davao Doctors Hospital (Philippines), National Kidney and Transplant Institute (Philippines), Baguio General Hospital and Medical Center (Philippines), University of the Philippines Manila General Hospital (Philippines), Advanced Science and Technology Institute (Philippines), Mahidol University Siriraj Hospital (Thailand), Cho Ray Hospital (Vietnam), Kyushu University Hospital (Japan)</p>	
	
<p>Monitor shows the connected sites.</p>	<p>Teleconference view at Mahidol University Siriraj Hospital.</p>
<p>Picture taken at: Kyushu University Hospital</p>	<p>Picture taken at: Kyushu University Hospital</p>
	
<p>A presented movie about endoscopy surgery.</p>	<p>A presented slide.</p>
<p>Picture taken at: Kyushu University Hospital</p>	<p>Picture taken at: Kyushu University Hospital</p>
	
<p>A presented slide.</p>	<p>Dr. Nakata (lt.) and Dr. Moriyama (rt.), as moderators.</p>
<p>Picture taken at: Kyushu University Hospital</p>	<p>Picture taken at: Kyushu University Hospital</p>



#735 The 11th Latin American Endoscopy Teleconference

2017.03.30

<p>【Event】 The 11th Latin American Endoscopy Teleconference</p>	<p>【Comments】 We have been getting the “<i>Fiato</i>”, step by step. We just became one team and had a cooperative programme.</p>
<p>【Date】 2017.03.30</p>	
<p>【Venue】 Clinica Alemana (Chile), Universidad Catolica de Chile (Chile), U of Costa Rica (Costa Rica), Gastro Clinica, Costa Rica (Costa Rica), H Aleman (Argentina), Axxis H (Ecuador), U Javeriana Cali (Colombia), The National Institute of Medical Sciences and Nutrition (Mexico), National Cancer Institute of Mexico (INCan) (Mexico), U of Guadalajara (Mexico), Mexican National Polytechnic Institute Medical School (Mexico), U of Sao Paulo, Sao Paulo (Brazil), Brazilian National Cancer Institute (INCA) (Brazil), H de Base do Distrito Federal (Brazil), Osaka International Cancer Institute (Japan), Kyushu U H (Japan)</p>	<p>Chilean situation is exactly a good cooperative instance. Next Latin teleconference, in which we will be in charge of organizer, must be novel and sophisticated one with cooperation of Japanese experts. Congratulations to all participants.</p>
	
<p>Monitor shows the connected sites.</p>	<p>Teleconference view at Brazilian National Cancer Institute.</p>
<p>Picture taken at: Kyushu University Hospital</p>	<p>Picture taken at: Brazilian National Cancer Institute</p>
	
<p>A presented slide.</p>	<p>Teleconference view at University of Sao Paulo.</p>
<p>Picture taken at: Kyushu University Hospital</p>	<p>Picture taken at: U of Sao Paulo, Sao Paulo</p>
	
<p>Teleconference view at H de Base do Distrito Federal.</p>	<p>Group photo after the teleconference.</p>
<p>Picture taken at: Hospital de Base do Distrito Federal</p>	<p>Picture taken at: The Nat'l Inst. of Med Sciences and Nutrition</p>


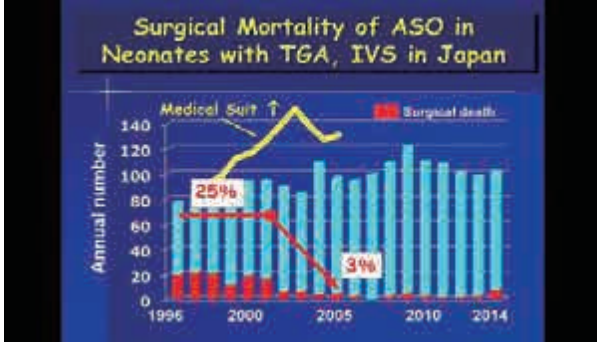

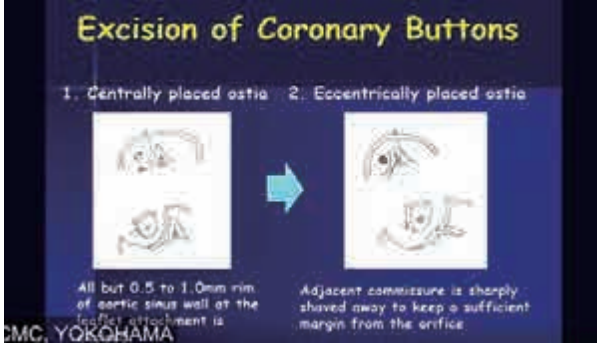

#736 Training Report of Medical Education Technology with Thailand

2017.03.31

<p>【Event】 Training Report of Medical Education Technology with Thailand</p>	<p>【Comments】</p> <p>Two students visited Kyushu University Hospital from Medical Educational Technology Center, Siriraj Hospital, Mahidol University for training. They have some skills regarding illustration, photograph, video and sculpture especially in medical fields. They showed their artworks which were requested from surgeons, and reported their experiences of telemedicine and handling resected specimens at operation room to their teachers.</p>
<p>【Date】 2017.03.31</p>	
<p>【Venue】 Kyushu University Hospital (Japan), Mahidol University Siriraj Hospital (Thailand)</p>	
	
<p>Surgeons also attend the teleconference.</p>	<p>The chairman and teachers of trainer's center attend.</p>
<p>Picture taken at: Kyushu University Hospital</p>	<p>Picture taken at: Kyushu University Hospital</p>
	
<p>Screenshot of a movie for adequate mic control.</p>	<p>One of their artworks of medical illustration.</p>
<p>Picture taken at: Kyushu University Hospital</p>	<p>Picture taken at: Kyushu University Hospital</p>
	
<p>A slide, which shows training at the operation room.</p>	<p>Ms. Sutinar (lt.) and Ms. Tinna (rt.) make a presentation.</p>
<p>Picture taken at: Kyushu University Hospital</p>	<p>Picture taken at: Kyushu University Hospital</p>



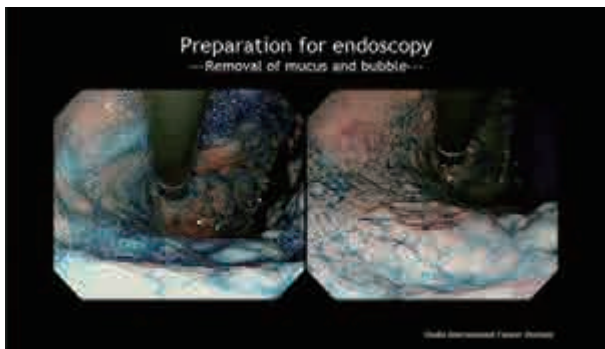
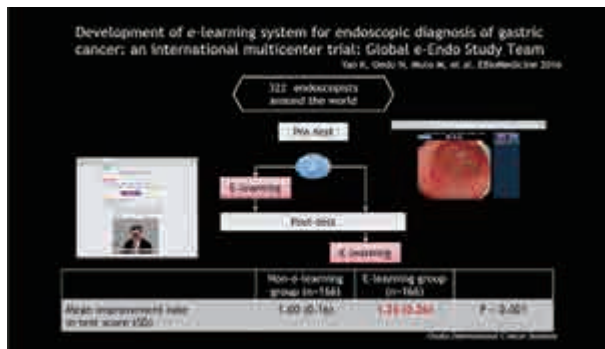


#737 The 1st CHD-Indonesia Teleconference

2017.04.10

【Event】 The 1st CHD-Indonesia Teleconference	【Comments】 This was the first teleconference between RSJHK and KCMC. The topic was “arterial switch operation”. Dr. Asou presented three unique cases. Dr. Kobayashi presented the long-term outcome of Senning procedure and suggested that it can be an alternative for patients with a late referral with TGA and IVS. Dr. Budi presented three cases with some problems. We had active questions and discussions. The second meeting will be held on June 12.
【Date】 2017.04.10	
【Venue】 Kanagawa Children's Medical Center (Japan), National Cardiovascular Center Harapan Kita (Indonesia)	
	
Monitor shows the connected sites.	Teleconference view at Kanagawa Children's Medical Center.
Picture taken at: Kyushu University Hospital	Picture taken at: Kanagawa Children's Medical Center
	
A presented Graph.	A presented slide.
Picture taken at: Kyushu University Hospital	Picture taken at: Kyushu University Hospital
	
A presented slide.	A presented slide.
Picture taken at: Kyushu University Hospital	Picture taken at: Kyushu University Hospital

#739 Remote Lecture for Chile from Osaka International Cancer Institute

2017.04.11

【Event】 Remote Lecture for Chile from Osaka International Cancer Institute	【Comments】 In order to improve early gastric cancer diagnosis is important for Chilean doctors to learn how to prepare the stomach and look for the entire gastric mucosa. Dr. Noriya Uedo offered outstanding lecture about quality upper GI endoscopy. Dr. Uedo taught us key points in order not to overlook early gastric cancer. Telemedicine is invaluable tool to learn from experts who are far away from our countries.
【Date】 2017.04.11	
【Venue】 Osaka International Cancer Institute (Japan), Universidad Catolica de Chile (Chile)	
	
Monitor shows the connected sites.	Teleconference view at Osaka International Cancer Institute.
Picture taken at: Kyushu University Hospital	Picture taken at: Osaka International Cancer Institute
	
A presented endoscopic image.	A presented slide.
Picture taken at: Kyushu University Hospital	Picture taken at: Kyushu University Hospital
	
Teleconference view at Universidad Catolica de Chile.	Dr. Donoso (ctr.) makes a comment.
Picture taken at: Universidad Catolica de Chile	Picture taken at: Universidad Catolica de Chile


#740 Indonesia Spine Surgery Live Demonstration

2017.04.18

<p>【Event】 Indonesia Spine Surgery Live Demonstration</p>	<p>【Comments】 We appreciate and thank to your great support for Indonesian Telemedicine, especially in our event celebrating the 56th Fatmawati hospital's anniversary, that was attended and witnessed by minister of health and 9 faculties of medicine department of orthopaedic and traumatology in Indonesia. The title of live surgery is Lateral Extra Cavitary Approach for Anterior Column Resection and Reconstruction.</p>
<p>【Date】 2017.04.18</p>	
<p>【Venue】 Fatmawati Hospital, University of Indonesia, Padjadjaran University, Sebelas Maret University Dr. Moewardi Hospital, Brawijaya University, Udayana University, Gadjah Mada University, Hasanuddin University, Airlangga University (All sites in Indonesia)</p>	
	
<p>Monitor shows the connected sites.</p>	<p>Teleconference view at Fatmawati Hospital.</p>
<p>Picture taken at: Kyushu University Hospital</p>	<p>Picture taken at: Fatmawati Hospital</p>
	
<p>Teleconference view at Hasanuddin University.</p>	<p>A live demonstration movie from Fatmawati Hospital.</p>
<p>Picture taken at: Hasanuddin University</p>	<p>Picture taken at: Kyushu University Hospital</p>
	
<p>Teleconference view at Sebelas Maret U Dr. Moewardi Hosp.</p>	<p>Engineers establish a connection.</p>
<p>Picture taken at: Sebelas Maret U Dr. Moewardi Hosp</p>	<p>Picture taken at: Fatmawati Hospital</p>

#742 The 3rd Bolivia Endoscopy Workshop

2017.04.20

【Event】 The 3rd Bolivia Endoscopy Workshop	【Comments】 This conference was held as part of the academic program of the 13th International Course in Gastroenterology and Digestive Endoscopy, organized by the WGO La Paz Training Center. Forty fellows and 200 doctors from Latin America had a high-level lecture on colorectal ESD by Dr. Yoshida of Kyoto Prefectural University. His presentation received a high evaluation from participants. It is a privilege to have the academic support of TEMDEC. We emphasize and appreciate the work by Prof. Shimizu, not only in favor of our course but also of other programs around the world, in coordination with the WGO.
【Date】 2017.04.20	
【Venue】 Kyushu University Hospital (Japan), Bolivian-Japanese Gastroenterology Institute (Bolivia, Plurinational State of), Kyoto Prefectural University of Medicine (Japan)	
	
Dr. Yoshida (lt.) and Mr. Kimura (rt.).	Teleconference view at Bolivian-Japanese Gastroenterology Institute.
Picture taken at: Kyoto Prefectural U of Medicine	Picture taken at: Bolivian-Japanese Gastroenterology Institute
	
A presented slide.	A presented endoscopic picture.
Picture taken at: Kyushu University Hospital	Picture taken at: Kyushu University Hospital
	
The scene of endoscopic surgery.	A group photo at main venue.
Picture taken at: Bolivian-Japanese Gastroenterology Institute	Picture taken at: Bolivian-Japanese Gastroenterology Institute


#743 Remote Surgical Education for Russia

2017.04.20

【Event】 Remote Surgical Education for Russia	【Comments】 We conducted a remote conference between Russian National Medical Research College and Oita University. Russia, Oita University and Kyushu University were connected each other as the first remote conference.
【Date】 2017.04.20	
【Venue】 Russian National Research Medical University (Russian Federation), Oita University (Japan), Kyushu University Hospital (Japan)	Laparoscopic surgery in Russia is developing technically. Remote education is required to provide Japanese laparoscopic technology. We plan to make a regular visit to Russia 3 times a year, together with remote conference 2 to 3 times a year.
	
Monitor shows connected sites.	Mr. Antoku gives a presentation.
Picture taken at: Kyushu University Hospital	Picture taken at: Russian National Research Medical U
	
A presented movie of surgery.	A presented movie.
Picture taken at: Kyushu University Hospital	Picture taken at: Kyushu University Hospital
	
Teleconference view at Oita University.	An engineer establishing a connection.
Picture taken at: Kyushu University Hospital	Picture taken at: Kyushu University Hospital

#744 Remote Lecture for Argentina Gastrointestinal Course

2017.04.21

<p>【Event】 Remote Lecture for Argentina Gastrointestinal Course</p> <p>【Date】 2017.04.21</p> <p>【Venue】 Kyushu University Hospital (Japan), Pontifical Catholic University of Argentina (Argentina)</p>	<p>【Comments】 The Teleconference by Dr. Yao from Kyushu University, Japan was a great experience. Image sharpness was very good, as well as sound quality. In addition, image movement was very smooth. The preparation was a little time-consuming, but it was worth due to the outstanding quality of the results. Technical support provided by TEMDEC was excellent.</p>
	
<p>Monitor shows connected sites.</p>	<p>Dr. Yao makes a presentation.</p>
<p>Picture taken at: Kyushu University Hospital</p>	<p>Picture taken at: Pontifical Catholic University of Argentina</p>
	
<p>A presented slide.</p>	<p>A presented slide.</p>
<p>Picture taken at: Kyushu University Hospital</p>	<p>Picture taken at: Kyushu University Hospital</p>
	
<p>Discussions between chairs and presenters.</p>	<p>There are many participants in Argentina venue.</p>
<p>Picture taken at: Kyushu University Hospital</p>	<p>Picture taken at: Kyushu University Hospital</p>

#745 The 3rd Teleconference with He's University

2017.04.21

<p>【Event】 The 3rd Teleconference with He's University</p>	<p>【Comments】 The 3rd teleconference was held with He university. The past two meetings were case reports conferences. This time, the topic was the current research of each institutes. Kyushu University presented the usefulness of optical coherence tomograph angiography in diabetic retinopathy. He's university presented their basic data on the efficacy of an ingredient in Chinese tea on retinal cells.</p>
<p>【Date】 2017.04.21</p>	
<p>【Venue】 Kyushu University Hospital (Japan), He's University (China)</p>	
	
Teleconference view at He's University.	Teleconference view at Kyushu University Hospital.
Picture taken at: He's University	Picture taken at: Kyushu University Hospital
	
A presented slide.	A presented slide.
Picture taken at: Kyushu University Hospital	Picture taken at: Kyushu University Hospital
	
Dr. Yoshida makes a comment.	Dr. Nakao makes a presentation.
Picture taken at: Kyushu University Hospital	Picture taken at: Kyushu University Hospital

#747 The 15th Endoscopy Club E-conference

2017.04.26

<p>【Event】 The 15th Endoscopy Club E-conference</p>	<p>【Comments】</p> <p>The 15th Endoscopy Club E-conference was carried out successfully on 26th April 2017. We gave excellent lectures on advanced imaging of the lower GI tract and IBD surveillance. Also we discussed about one rare clinical case. Audio-visual and its transmission were smooth. Fruitful discussion was made. Thank you for the TEMDEC team for providing this experience.</p>
<p>【Date】 2017.04.26</p>	
<p>【 Venue 】 U of Malaya (Malaysia), U Sains Malaysia(USM) (Malaysia), National U of Malaysia (UKM) (Malaysia), U of Putra Malaysia (Malaysia), Selayang Hosp (Malaysia), Chulalongkorn U (Thailand), Vajira Hosp (Thailand), National Cancer Center Hosp (Japan), Cho Ray Hosp (Vietnam), Changi General Hosp (Singapore), Singapore General Hosp (Singapore), Deenanath Mangeshkar Hosp (India), Lyell McEwin Hosp (Australia), Kindai U (Japan), Kyushu U Hosp (Japan)</p>	
	
<p>Monitor shows connected sites.</p>	<p>Teleconference view at U Sains Malaysia (USM).</p>
<p>Picture taken at: Kyushu University Hospital</p>	<p>Picture taken at: U Sains Malaysia (USM)</p>
	
<p>A presented slide.</p>	<p>Teleconference view at Kindai University.</p>
<p>Picture taken at: Kyushu University Hospital</p>	<p>Picture taken at: Kindai University</p>
	
<p>Teleconference view at National Cancer Center Hospital.</p>	<p>Teleconference view at Chulalongkorn University.</p>
<p>Picture taken at: National Cancer Center Hospital</p>	<p>Picture taken at: Chulalongkorn University</p>



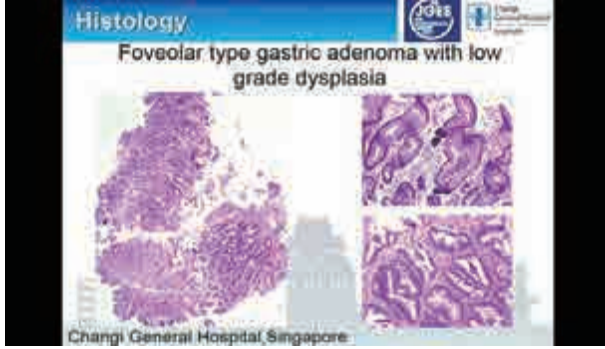



#748 The 6th Indonesian Endoscopy Case Teleconference

2017.04.27

【Event】 The 6th Indonesian Endoscopy Case Teleconference	【Comments】 Three cases were presented in this conference: Colitis with multiple polyps at colon, ERCP in multiple choledocholithiasis with periampullary diverticle and distal CBD stricture and suspected IBD with luminal narrowing caused by extraluminal enforcement and suspected ileocolic fistula, diverticula, multiple lymphadenopathy, and multiple cholecystolithiasis that were planned for laparotomy biopsy.
【Date】 2017.04.27	
【Venue】 U of Indonesia (Indonesia), Airlangga U (Indonesia), Padjadjaran U (Indonesia), Diponegoro U (Indonesia), Gadjah Mada U (Indonesia), Sebelas Maret U Dr. Moewardi Hosp (Indonesia), Hasanuddin U (Indonesia), Brawijaya U (Indonesia), Fatmawati H (Indonesia), Persahabatan Hosp (Indonesia), Kyushu U Hosp (Japan)	
	
Monitor shows connected sites.	Teleconference view at Sebelas Maret University.
Picture taken at: Kyushu University Hospital	Picture taken at: Sebelas Maret U Dr. Moewardi Hosp
	
A presented movie.	Teleconference view at Brawijaya University.
Picture taken at: Kyushu University Hospital	Picture taken at: Brawijaya University
	
Teleconference view at Padjadjaran University.	Teleconference view at University of Indonesia.
Picture taken at: Padjadjaran University	Picture taken at: University of Indonesia

#749 The 93rd Congress of the Japan Gastroenterological Endoscopy Society Live Endoscopy Session 1 GI

2017.05.11

【Event】 The 93rd Congress of the Japan Gastroenterological Endoscopy Society Live Endoscopy Session 1 GI	【Comments】 In this international live demo session, diagnostic and therapeutic procedures for early gastric cancer and colon neoplasia were broadcasted from the Osaka International Cancer Institute. From the Chinese University of Hong Kong, POEM procedure was delivered; and from Changi General Hospital in Singapore, IEE diagnosis and EMR of gastric adenoma was presented.
【Date】 2017.05.11	
【Venue】 Osaka International Convention Center (Japan), Osaka International Cancer Institute (Japan), Chinese University of Hong Kong Prince of Wales Hospital (Hong Kong), Changi General Hospital (Singapore)	
	
Dr. Suzuki (lt.) and Dr. Toyonaga (rt.) as the chairs at the venue.	Dr. Ang (rt.) operates at Changi General Hospital.
Picture taken at: Osaka International Convention Center	Picture taken at: Changi General Hospital
	
A presented slide of pathological image.	A live movie of endoscopic surgery.
Picture taken at: Kyushu University Hospital	Picture taken at: Kyushu University Hospital
	
Dr. Uedo (ctr.), operator from Osaka International Cancer Institute.	Engineers support the connection at the backstage.
Picture taken at: Osaka International Cancer Institute	Picture taken at: Osaka International Convention Center


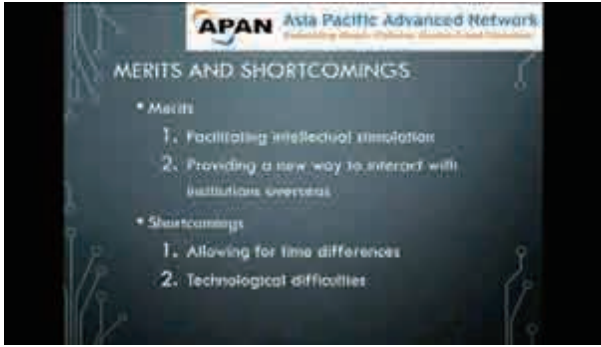

#750 The 93rd Congress of the Japan Gastroenterological Endoscopy Society Live Endoscopy Session 2 Pancreatobiliary

2017.05.11

<p>【Event】 The 93rd Congress of the Japan Gastroenterological Endoscopy Society Live Endoscopy Session 2 Pancreatobiliary</p> <p>【Date】 2017.05.11</p>	<p>【Comments】</p> <p>The live session of the 93rd Congress of the Japan Gastroenterological Endoscopy Society in Osaka was carried out successfully on 11th May 2017.</p> <p>Demonstrations of pancreatobiliary endoscopy were organized at Osaka, Hong Kong and India, and transmitted to Osaka International Convention Center. The transmitted image and sound were very clear and we had active discussions about interesting cases.</p>
<p>【Venue】</p> <p>Osaka International Convention Center (Japan), Osaka International Cancer Institute (Japan), Chinese University of Hong Kong Prince of Wales Hospital (Hong Kong), Asian Institute of Gastroenterology (India)</p>	
	
<p>Endoscopy room in India.</p>	<p>Audiences in the conference venue.</p>
<p>Picture taken at: Asian Institute of Gastroenterology</p>	<p>Picture taken at: Osaka International Convention Center</p>
	
<p>A live radioscopy presented from Hong Kong.</p>	<p>An echo image presented from Osaka.</p>
<p>Picture taken at: Kyushu University Hospital</p>	<p>Picture taken at: Kyushu University Hospital</p>
	
<p>Dr. Ashida (Ctr. bottom), handling endoscopy.</p>	<p>Engineers establishing a connection in India.</p>
<p>Picture taken at: Osaka International Cancer Institute</p>	<p>Picture taken at: Asian Institute of Gastroenterology</p>

#752 The 34th Annual Meeting of the Japanese Association for Chest Surgery, APAN International Online Session

2017.05.19

<p>【Event】 The 34th Annual Meeting of the Japanese Association for Chest Surgery, APAN International Online Session</p> <p>【Date】 2017.05.19</p> <p>【Venue】 Fukuoka International Congress Center (Japan), Chinese University of Hong Kong Prince of Wales Hospital (Hong Kong), National Taiwan University (Taiwan)</p>	<p>【Comments】 We learned about the current status of minimally-invasive surgeries throughout Hong Kong, Taiwan, and this year's venue, Japan (Fukuoka). Topics discussed included the uniportal lung lobectomy, a unique procedure for bleb closure, robotic lung surgeries, and a locating technique for tiny lung tumors. All participants were satisfied with the contents of the program, since the quality and status of live online transmission were perfect.</p>
	
Monitor shows connected sites.	Chairs at the main venue.
Picture taken at: Kyushu University Hospital	Picture taken at: Fukuoka International Congress Center
	
A presented slide of X-ray.	A presented slide.
Picture taken at: Kyushu University Hospital	Picture taken at: Kyushu University Hospital
	
Teleconference view at Hong Kong venue.	Group photo with the chair at the main venue.
Picture taken at: Chinese U of Hong Kong Prince of Wales H	Picture taken at: Fukuoka International Congress Center

#756 The 10th Student Lecture

2017.05.30

<p>【Event】 The 10th Student Lecture</p>	<p>【Comments】 This is the 10th annual lecture for 2nd grade medical students. Dr. Han introduced the actual ongoing laparoscopic surgery, surgical room and medical instruments in Korea to Japanese medical students. They asked some questions to Dr. Han and Korean student about the surgery, medical student life and doctor's career in English. The image and audio quality was great with 6Mbps connection by H.323.</p>
<p>【Date】 2017.05.30</p>	
<p>【Venue】 Kyushu University Hospital (Japan), Seoul National University Bundang Hospital (Republic of Korea)</p>	
	
<p>Lecture view at Kyushu University Hospital.</p>	<p>Dr. Han (ctr.) explains the operation.</p>
<p>Picture taken at: Kyushu University Hospital</p>	<p>Picture taken at: Seoul National University Bundang Hospital</p>
	
<p>A live image of surgery from Korea.</p>	<p>The trocars which were used in the laparoscopic surgery.</p>
<p>Picture taken at: Kyushu University Hospital</p>	<p>Picture taken at: Kyushu University Hospital</p>
	
<p>Dr. Shimizu leads the class.</p>	<p>A student asks a question.</p>
<p>Picture taken at: Kyushu University Hospital</p>	<p>Picture taken at: Kyushu University Hospital</p>



#759 CUDI Spring Meeting

2017.06.02

<p>【Event】 CUDI Spring Meeting</p>	<p>【Comments】</p> <p>We organized a session regarding telemedicine between Latin America and Japan at the CUDI spring meeting in Puerto Vallarta, Mexico. We demonstrated a live teleconference having case presentation from Dr. Uedo, Osaka International Cancer Institute and discussed among hospitals in Latin America including 3 hospitals in Mexico. We also had a remote presentation regarding telemedicine technology from TEMDEC.</p>
<p>【Date】 2017.06.02</p>	
<p>【Venue】</p> <p>Hotel Sheraton Baganvillas (Mexico), The National Institute of Medical Sciences and Nutrition (Mexico), National Cancer Institute of Mexico (INCan) (Mexico), Hosp Civil de Guadalajara Dr. Juan I. Menchaca (Mexico), U Javeriana Cali (Colombia), U of Costa Rica (Costa Rica), Universidad Catolica de Chile (Chile), Osaka International Cancer Institute (Japan), Kyushu U Hosp (Japan)</p>	
	
<p>Monitor shows connected sites.</p>	<p>Chairs at the main venue.</p>
<p>Picture taken at: Kyushu University Hospital</p>	<p>Picture taken at: Hotel Sheraton Baganvillas</p>
	
<p>A presented slide.</p>	<p>Prof. Carlos Casassus makes a comment (ctr.).</p>
<p>Picture taken at: Kyushu University Hospital</p>	<p>Picture taken at: Hotel Sheraton Baganvillas</p>
	
<p>Teleconference view at Osaka International Cancer Institute.</p>	<p>A group photo of UNAM, Mexico.</p>
<p>Picture taken at: Osaka International Cancer Institute</p>	<p>Picture taken at: UNAM, Mexico</p>

#760 Training Report of Surgery with Taiwan

2017.06.05

【Event】 Training Report of Surgery with Taiwan	【Comments】 This teleconference was held to show the characteristics of Kyushu University Hospital and the difference between Kyushu University Hospital and Taipei Veterans General Hospital. These two medical centers were two of the best medical centers in Japan and Taiwan. Through the training program and the communicating teleconference, we could share the experience and special feature to improve the quality in clinical practice.
【Date】 2017.06.05	
【Venue】 Kyushu University Hospital (Japan), Taipei Veterans General Hospital (Taiwan)	
	
Teleconference view at Kyushu University Hospital.	Dr. Huang (lt.) makes a presentation.
Picture taken at: Kyushu University Hospital	Picture taken at: Kyushu University Hospital
	
A presented surgery movie.	A presented slide.
Picture taken at: Kyushu University Hospital	Picture taken at: Kyushu University Hospital
	
A presented slide.	Teleconference view at Taipei Veterans General Hospital.
Picture taken at: Kyushu University Hospital	Picture taken at: Kyushu University Hospital

#761 Student Teleconference between Thailand, Philippines and Japan

2017.06.06

【Event】 Student Teleconference between Thailand, Philippines and Japan	【Comments】 We held a student teleconference between Thailand, the Philippines and Japan. There were 5 presentations; 3 from Kyushu University and the others are from Mahidol University and St. Luke's Medical Center. The presentations covered a broad range of topics, including the academic curriculum of medical school in Thailand and the Philippines and Yatai culture in every country. This program was successful and fruitful to us.
【Date】 2017.06.06	
【Venue】 Kyushu University Hospital (Japan), Mahidol University Siriraj Hospital (Thailand), St. Luke's Medical Center Quezon City (Philippines)	
	
Monitor shows connected site.	Teleconference view at St. Luke's Medical Center Quezon City.
Picture taken at: Kyushu University Hospital	Picture taken at: Kyushu University Hospital
	
A presented slide from Kyushu U team C.	A presented picture.
Picture taken at: Kyushu University Hospital	Picture taken at: Kyushu University Hospital
	
Dr. Aso (lt.) and Ms. Kudo (rt.) lead the class.	The students make a presentation.
Picture taken at: Kyushu University Hospital	Picture taken at: Kyushu University Hospital

#766 The 173rd Heart Transplantation Conference

2017.06.13

<p>【Event】 The 173rd Heart Transplantation Conference</p>	<p>【Comments】 We performed teleconference with Kurume University about a patient with advanced heart failure. We discussed the indication for heart transplantation at Kyushu University Hospital.</p>
<p>【Date】 2017.06.13</p>	
<p>【Venue】 Kyushu University Hospital (Japan), Kurume University (Japan)</p>	
	
Teleconference view at Kyushu University Hospital.	One monitor shows the slide and the other shows the presenter.
Picture taken at: Kyushu University Hospital	Picture taken at: Kyushu University Hospital
	
A presented movie of Echocardiography.	A presented slide of X-ray.
Picture taken at: Kyushu University Hospital	Picture taken at: Kyushu University Hospital
	
Dr. Mawatari gives a presentation from Kurume U.	Dr. Tanoue (ctr.) makes a comment from Kyushu U Hosp.
Picture taken at: Kyushu University Hospital	Picture taken at: Kyushu University Hospital



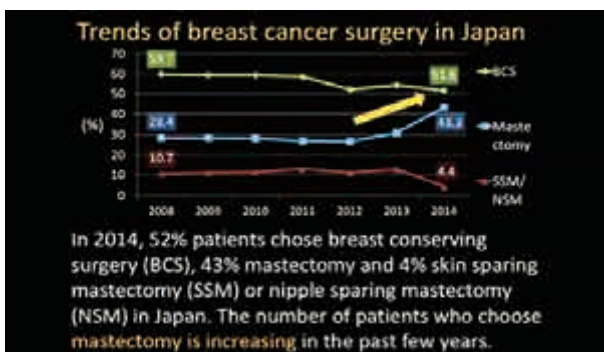
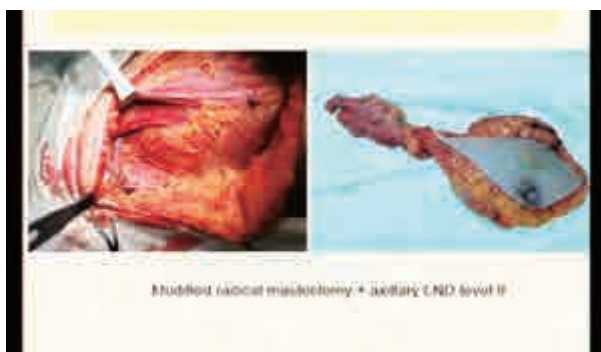


#768 Surgical Ground Round in Philippine General Hospital

2017.06.14

<p>【Event】 Surgical Ground Round in Philippine General Hospital</p>	<p>【Comments】 The first PGH Grand Rounds was successfully completed with participating members of Telemedicine Network of the Philippines (TNP). This meeting was held for the memory of the late Dr. Hilvano who spearheaded telemedicine in UP Manila -PGH. Indeed, this was what he truly envisioned when he was alive. Now, his successors Dr. Alvin Marcelo, Dr. Anthony Perez and Dr. Rodney Dofitas are continuing what he started.</p>
<p>【Date】 2017.06.14</p>	
<p>【Venue】 University of the Philippines Manila General Hospital (Philippines), Davao Doctors Hospital (Philippines), St. Luke's Medical Center Quezon City (Philippines), Asian Hospital and Medical Center (Philippines), Baguio General Hospital and Medical Center (Philippines), Kyushu University Hospital (Japan)</p>	
	
<p>Teleconference view at the main venue.</p>	<p>Monitor shows the connected sites.</p>
<p>Picture taken at: U of the Philippines Manila General Hosp</p>	<p>Picture taken at: Kyushu University Hospital</p>
	
<p>A presented movie of laparoscopic surgery.</p>	<p>A presented slide of CT images.</p>
<p>Picture taken at: Kyushu University Hospital</p>	<p>Picture taken at: Kyushu University Hospital</p>
	
<p>Mr. Darwin (rt.) a chief engineer of this program.</p>	<p>A group photo at U of the Philippines Manila General Hosp.</p>
<p>Picture taken at: U of the Philippines Manila General Hosp</p>	<p>Picture taken at: U of the Philippines Manila General Hosp</p>



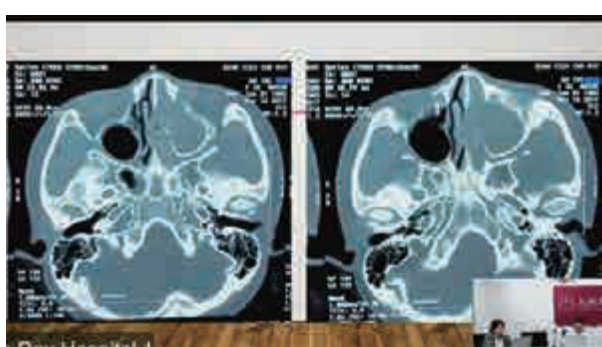


#769 The 15th Teleconference between University of Tsukuba Hospital and Cho Ray Hospital

2017.06.14

<p>【Event】 The 15th Teleconference between University of Tsukuba Hospital and Cho Ray Hospital</p>	<p>【Comments】 The 15th Tele-Medicine Conference among CRH, UTH and TEMDEC, Kyusyu University Hospital was organized on June 14th. The topic of the conference was breast cancer and presentations on axillar lymph nodes dissection, and simultaneous breast reconstruction were done from UTH and CRH followed by active discussion. The number of participants were about 10 from CRH, 15 from UTH and technical support was given by Kyushu University Hospital.</p>
<p>【Date】 2017.06.14</p>	
<p>【Venue】 University of Tsukuba Hospital (UTH, Japan), Cho Ray Hospital (CRH, Vietnam), Kyushu University Hospital (Japan)</p>	
	
<p>Teleconference view at Cho Ray Hospital.</p>	<p>Teleconference view at University of Tsukuba.</p>
<p>Picture taken at: Cho Ray Hospital</p>	<p>Picture taken at: University of Tsukuba Hospital</p>
	
<p>A presented slide.</p>	<p>A presented slide.</p>
<p>Picture taken at: Kyushu University Hospital</p>	<p>Picture taken at: Kyushu University Hospital</p>
	
<p>Teleconference view at Kyushu University Hospital.</p>	<p>Dr. Kawamura (rt.) gives a presentation from U of Tsukuba.</p>
<p>Picture taken at: Kyushu University Hospital</p>	<p>Picture taken at: University of Tsukuba Hospital</p>

#774 The 16th Teleconference between University of Tsukuba Hospital and Cho Ray Hospital

2017.06.30

【Event】 The 16th Teleconference between University of Tsukuba Hospital and Cho Ray Hospital	【Comments】 Tele-conference between CRH and UTH was conducted under technical support of KUH on June 30 th . This time, the topics were in ENT field. Fifteen doctors from CRH, 10 from UTH were participated. A case of fungal sinusitis was presented by CRH doctor and endoscopic para-pharyngeal tumor resection - trans oral approach was presented by UTH doctor. Active discussion was followed after two presentations.
【Date】 2017.06.30	
【Venue】 University of Tsukuba (UTH, Japan) Cho Ray Hospital (CRH, Vietnam), Kyushu University Hospital (KUH, Japan)	
	
Teleconference view at University of Tsukuba.	Dr. Tung (ctr.) gives a presentation from Cho Ray Hospital.
Picture taken at: University of Tsukuba	Picture taken at: Cho Ray Hospital
	
A presented slide of CT.	A presented movie of endoscopic surgery.
Picture taken at: Kyushu University Hospital	Picture taken at: Kyushu University Hospital
	
Attendees discuss actively after the presentation.	Participants watch the monitor at Cho Ray Hospital.
Picture taken at: Kyushu University Hospital	Picture taken at: Cho Ray Hospital

#775 The 12th Latin American Endoscopy Teleconference

2017.07.13

<p>【Event】 The 12th Latin American Endoscopy Teleconference</p> <p>【Date】 2017.07.13</p> <p>【Venue】 University of Sao Paulo, Sao Paulo (Brazil), Clinica Alemana (Chile), Universidad Catolica de Chile (Chile), University of Costa Rica (Costa Rica), Gastro Clinica, Costa Rica (Costa Rica), University Javeriana Bogota (Colombia), University Javeriana Cali (Colombia), Hospital Civil of Guadalajara Dr. Juan I. Menchaca (Mexico), Brazilian National Cancer Institute (INCA) (Brazil), Hospital de Base do Distrito Federal (Brazil), Gastroclinica Cascavel (Brazil), Osaka International Cancer Institute (Japan), Kyushu University Hospital (Japan)</p>	<p>【Comments】</p> <p>The 12th Latin American Endoscopy Teleconference held on July 13th, 2017 was one of the best events considering not only the quality of the images and sound but also the contents of the program. The discussion was very active among the connected Latin American centers. The aim of the teleconference was achieved by the objective and clear presentations.</p>
	
<p>Teleconference view at University of Sao Paulo, Sao Paulo.</p>	<p>At Kyushu U Hosp, foreign residents attend the teleconference.</p>
<p>Picture taken at: University of Sao Paulo, Sao Paulo</p>	<p>Picture taken at: Kyushu University Hospital</p>
	
<p>A presented slide of endoscopic image.</p>	<p>A presented slide of pathological image.</p>
<p>Picture taken at: Kyushu University Hospital</p>	<p>Picture taken at: Kyushu University Hospital</p>
	
<p>Teleconference view at Brazilian National Cancer Institute.</p>	<p>Teleconference finishing with full of smiles.</p>
<p>Picture taken at: Brazilian National Cancer Institute</p>	<p>Picture taken at: Kyushu University Hospital</p>







#776 The 8th Indonesian Endoscopy Case Teleconference

2017.07.13

<p>【Event】 The 8th Indonesian Endoscopy Case Teleconference</p>	<p>【Comments】 Division of Gastroenterology, Department of Internal Medicine, Cipto Mangunkusumo Hospital, Faculty of Medicine Universitas Indonesia was the host of this 8th event. We learned much regarding the role of endoscopic ultrasound (EUS) as diagnostic modality for Mirizzi Syndrome (1st case) and utility of EUS fine needle aspiration (FNA) for pancreatic head mass (2nd case). The audiovisual was smooth. The discussion also went very interesting. Thank you TEMDEC.</p>
<p>【Date】 2017.07.13</p>	
<p>【 Venue 】 University of Indonesia (Indonesia), Padjadjaran University (Indonesia), Diponegoro University (Indonesia), Gadjah Mada University (Indonesia), Udayana University (Indonesia), Sebelas Maret University Dr. Moewardi Hospital (Indonesia), Brawijaya University (Indonesia), Fatmawati Hospital (Indonesia), Kyushu University Hospital (Japan)</p>	
	
<p>Teleconference view at Diponegoro University.</p>	<p>A doctor makes a comment.</p>
<p>Picture taken at: Diponegoro University</p>	<p>Picture taken at: Kyushu University Hospital</p>
	
<p>A presented movie of endosonography.</p>	<p>A presented slide of CT.</p>
<p>Picture taken at: Kyushu University Hospital</p>	<p>Picture taken at: Kyushu University Hospital</p>
	
<p>Dr. Aso makes a comment from Japan.</p>	<p>Teleconference view at Fatmawati Hospital.</p>
<p>Picture taken at: Kyushu University Hospital</p>	<p>Picture taken at: Fatmawati Hospital</p>



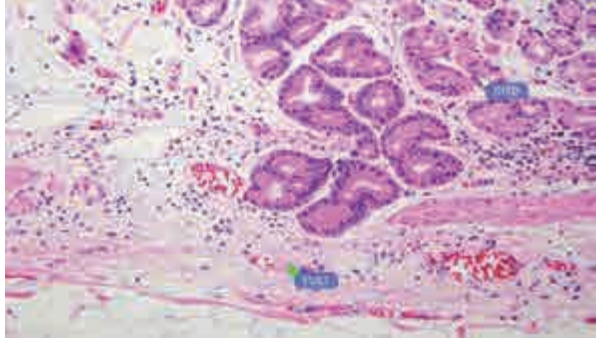
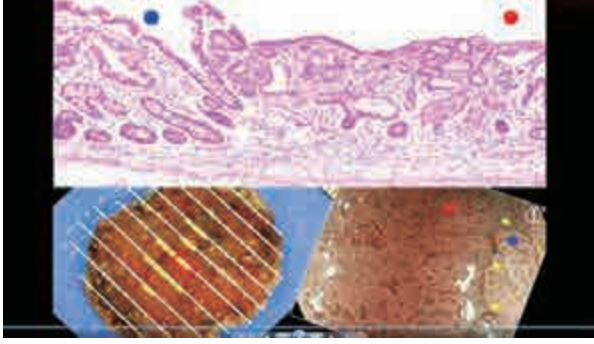


#779 Child Cancer Nursing Teleconference in Chugoku and Shikoku Area

2017.07.26

<p>【Event】 Child Cancer Nurse Teleconference in Chugoku and Shikoku Area</p>	<p>【Comments】 Child cancer nurse teleconference in Chugoku and Shikoku area hosted by Hiroshima University was held.</p>
<p>【Date】 2017.07.26</p>	
<p>【Venue】 Shimane U, Okayama U, Kurashiki Central Hosp, Hiroshima Red Cross Hosp and Atomic-bomb Survivors Hosp, Yamaguchi U, Tokushima U, Tokushima Red Cross Hosp, Kagawa U, Shikoku Medical Center for Children and Adults, Ehime U, Ehime Prefectural Central Hosp, Matsuyama Red Cross Hosp, Kochi U, Hyogo Prefectural Kobe Children's Hosp, Hiroshima U, Kyushu U Hosp (all sites in Japan)</p>	<p>Sixteen facilities participated in total. The contents of the meeting were 1) pediatric oncology nursing seminar and 2) case presentation about supports for returning to school. Visual and audio condition was excellent. Active discussion was done without any trouble.</p>
	
<p>Teleconference view at Ehime University.</p>	<p>Monitor shows the connected sites.</p>
<p>Picture taken at: Kyushu University Hospital</p>	<p>Picture taken at: Kyushu University Hospital</p>
	
<p>A presented slide.</p>	<p>A presented slide.</p>
<p>Picture taken at: Kyushu University Hospital</p>	<p>Picture taken at: Kyushu University Hospital</p>
	
<p>Teleconference view at Kyushu University Hospital.</p>	<p>Teleconference view at Okayama University.</p>
<p>Picture taken at: Kyushu University Hospital</p>	<p>Picture taken at: Kyushu University Hospital</p>

#782 The 18th Kyushu Zoom Gastroscopy Conference

2017.08.05

<p>【Event】 The 18th Kyushu Zoom Gastroscopy Conference</p>	<p>【Comments】 We hold the 18th Kyushu Zoom Gastroscopy Conference on August 5th, 2017 at Fukuoka City. We connected to Osaka, Tokyo and Sapporo. The quality of the images was excellent and thanks to this nice situation, there was hot discussion from each station. The number of attendance was 107, 58, 29 and 10 at Fukuoka, Osaka, Tokyo and Sapporo, respectively. Overall, total number of attendance was 214.</p>
<p>【Date】 2017.08.05</p>	
<p>【Venue】 Resola Tenjin (Japan), Juntendo University (Japan), Osaka International Cancer Institute (Japan), Hokkaido University (Japan)</p>	
	
<p>Dr. Yao makes the opening remarks.</p>	<p>Teleconference view at Resola Tenjin, the main venue.</p>
<p>Picture taken at: Resola Tenjin</p>	<p>Picture taken at: Resola Tenjin</p>
	
<p>Discussion on a pathological image with Tele-Pointer.</p>	<p>A presented slide.</p>
<p>Picture taken at: Resola Tenjin</p>	<p>Picture taken at: Resola Tenjin</p>
	
<p>A doctor (It.) asks a question at the venue.</p>	<p>Screen shows the connected sites.</p>
<p>Picture taken at: Resola Tenjin</p>	<p>Picture taken at: Resola Tenjin</p>

#784 The 44th APAN Meeting -Technology

2017.08.28

<p>【Event】 The 44th APAN Meeting -Technology</p>	<p>【Comments】 The session was connected 12 centers and ran smoothly. The session was a very fruitful and every participant was actively involved in the discussion. The first topic was the 10 years APAN technical review and followed by remote cardiac sonography diagnosis. The next topic was IOT application for remote health monitoring project. The last topic was video conferencing for engagement of knowledge sharing. In the upcoming APAN Technology session, we will have a live demonstration, which most of participants are interested in.</p>
<p>【Date】 2017.08.28</p>	
<p>【Venue】 Dalian International Finance Conference Center (China), University of Malaya (Malaysia), National University of Malaysia (UKM) (Malaysia), Tsinghua University (China), Cho Ray Hospital (Vietnam), National Taiwan University (Taiwan), National Applied Research Laboratories (NARLabs) (Taiwan), Puli Christian Hospital (Taiwan), Kyushu University Hospital (Japan), University of Guadalajara (Mexico), Ateneo De Manila University (Philippines), University of Sri Jayewardenepura (Sri Lanka)</p>	
	
<p>Mr. Minh, a chief engineer of this session.</p>	<p>Monitor shows the connected sites.</p>
<p>Picture taken at: Dalian International Finance Conference Center</p>	<p>Picture taken at: Cho Ray Hospital</p>
	
<p>A presented movie.</p>	<p>A presented slide.</p>
<p>Picture taken at: Kyushu University Hospital</p>	<p>Picture taken at: Kyushu University Hospital</p>
	
<p>Teleconference view at Kyushu University Hospital.</p>	<p>An engineer, Mr. Wang is taking a video at the main venue.</p>
<p>Picture taken at: Kyushu University Hospital</p>	<p>Picture taken at: Dalian International Finance Conference Center</p>

#785 The 44th APAN Meeting -Rural Health Care

2017.08.28

<p>【Event】 The 44th APAN Meeting -Rural Health Care</p>	<p>【Comments】</p> <p>In this rural healthcare session, we had a wide participation and a global involvement with presentations from UK, India, Philippines, Taiwan and of course Nepal. Most of the presentations were made remotely and although faced a few technical issues, the session went on smoothly. Eighty-two percent of the participants showed their interest in attending future rural healthcare session. Therefore, the session was highly appreciated by the participants. Multiple topics have been suggested for the upcoming sessions.</p>
<p>【Date】 2017.08.28</p>	
<p>【Venue】 Dalian International Finance Conference Center (China), Kathmandu Model Hospital (Nepal), Kirtipur Hospital (Nepal), Patan Academy of Health Sciences (PAHS) (Nepal), Tribhuvan University Institute of Medicine (Nepal), Dhulikhel Hospital (Nepal), Spire Manchester Hospital (United Kingdom), Ateneo De Manila University (Philippines), Sanjay Gandhi Postgraduate Institute of Medical Sciences (India), Puli Christian Hospital (Taiwan)</p>	
	
<p>Dr. Saroj (It.), the chair of this session.</p>	<p>Teleconference view at Kirtipur Hospital.</p>
<p>Picture taken at: Dalian International Finance Conference Center</p>	<p>Picture taken at: Kirtipur Hospital</p>
	
<p>A presented slide.</p>	<p>A presented slide.</p>
<p>Picture taken at: Kirtipur Hospital</p>	<p>Picture taken at: Kirtipur Hospital</p>
	
<p>Engineers at the main venue.</p>	<p>Dr. Aria makes a comment from the main venue.</p>
<p>Picture taken at: Dalian International Finance Conference Center</p>	<p>Picture taken at: Dalian International Finance Conference Center</p>

#786 The 44th APAN Meeting -Fetus

2017.08.29

<p>【Event】 The 44th APAN Meeting -Fetus</p>	<p>【Comments】</p> <p>The fetal diagnosis of severe heart disease was reported from Japan, Taiwan and China. We realized the regional differences of diagnosis and low detection rate of technically difficult case of severe congenital heart defects such as Transposition of Great Artery and Total Anomalous Pulmonary Venous return. Telemedicine sharing the knowledge and experience through the teleconferences are effective for fetal health care in these regions.</p>
<p>【Date】 2017.08.29</p>	
<p>【Venue】</p> <p>Dalian International Finance Conference Center (China), Akita University (Japan), Hokkaido University (Japan), Nanfang Hospital, Southern Medical University (China), Vision Bridge, LLC (Japan)</p>	
	
<p>Teleconference view at the main venue.</p>	<p>Dr. Kawataki (lt.) and Dr. Chang (rt.) as chairs.</p>
<p>Picture taken at: Dalian International Finance Conference Center</p>	<p>Picture taken at: Dalian International Finance Conference Center</p>
	
<p>A presented slide.</p>	<p>A presented slide of MRI image.</p>
<p>Picture taken at: Kyushu University Hospital</p>	<p>Picture taken at: Kyushu University Hospital</p>
	
<p>Dr. Wang (ctr.) gives a presentation at the venue.</p>	<p>A group photo at the main venue.</p>
<p>Picture taken at: Dalian International Finance Conference Center</p>	<p>Picture taken at: Dalian International Finance Conference Center</p>

#787 The 44th APAN Meeting -JIPMER

2017.08.29

<p>【Event】 The 44th APAN Meeting -JIPMER</p>	<p>【Comments】</p> <p>The JIPMER session focused on minimal access gastrointestinal surgery. The academic content of high quality from reputed institutes was rated as good to very good by the participants. There was no network connectivity issue even though all were video lectures. The last lecture had to be stopped in between as the lecture could not be completed on time. We thank everyone for kind cooperation and active participation.</p>
<p>【Date】 2017.08.29</p>	<p>【Venue】 Dalian International Finance Conference Center (China), Jawaharlal Institute of Post Graduate Medical Education and Research (JIPMER) (India), Christian Medical College (India), The Institute of Liver and Biliary Sciences (India), Bangabandhu Sheikh Mujib Medical University (Bangladesh), Khesar Gyalpo University of Medical Sciences of Bhutan (Bhutan)</p>
	
<p>Dr. Kalayarasan (ctr.), organizer of this session.</p>	<p>Monitor shows the connected sites.</p>
<p>Picture taken at: Kyushu University Hospital</p>	<p>Picture taken at: Kyushu University Hospital</p>
	
<p>A presented movie of endoscopic surgery.</p>	<p>A presented slide.</p>
<p>Picture taken at: Kyushu University Hospital</p>	<p>Picture taken at: Kyushu University Hospital</p>
	
<p>Dr. Sadakari, moderator at the main venue.</p>	<p>An X-ray image is projected on the screen at the main venue.</p>
<p>Picture taken at: Dalian International Finance Conference Center</p>	<p>Picture taken at: Dalian International Finance Conference Center</p>

#788 The 44th APAN Meeting -Endocrine Surgery

2017.08.29

<p>【Event】 The 44th APAN Meeting -Endocrine Surgery</p>	<p>【Comments】 Endocrine Surgery Special Interest Group from Asia Pacific countries participated for the first time in the 44th APAN Medical Group Meeting held in Dalian City, China. This event observed participation of five medical institutions from across India. All centers participated remotely through power point presentation along with live video interaction moderated from Conference venue at Dalian. The aim is to develop the specialty of endocrine surgery in Asia pacific countries.</p>
<p>【Date】 2017.08.29</p>	
<p>【 Venue 】 Dalian International Finance Conference Center (China), Sanjay Gandhi Postgraduate Institute of Medical Sciences (India), Sriram Chandra Bhanja Medical College and Hospital (India), Madras Medical College (India), King George's Medical University (India), Post Graduate Institute of Medical Education and Research, Chandigarh (India), St. Luke's Medical Center Quezon City (Philippines), Christian Medical College (India)</p>	
	
<p>Prof. S.K. Mishra (lt.), the chair of this session.</p>	<p>Monitor shows the connected sites.</p>
<p>Picture taken at: Kyushu University Hospital</p>	<p>Picture taken at: Kyushu University Hospital</p>
	
<p>A presented movie of endoscopic surgery.</p>	<p>A presented slide.</p>
<p>Picture taken at: Kyushu University Hospital</p>	<p>Picture taken at: Kyushu University Hospital</p>
	
<p>An attendee (rt.) asks a question from King George's Medical U.</p>	<p>Teleconference view at the main venue.</p>
<p>Picture taken at: Sanjay Gandhi Postgraduate Institute of Medical Sciences</p>	<p>Picture taken at: Dalian International Finance Conference Center</p>

#790 The 44th APAN Meeting -Hepato-Biliary-Pancreas

2017.08.30

<p>【Event】 The 44th APAN Meeting -Hepato-Biliary-Pancreas</p>	<p>【Comments】 The topic of the HPB session was current situations of HBP disease and treatment and sharing knowledge on the field of HPB surgery. Surgeons in each site played video clips on HPB surgery, which included open and laparoscopy liver resection, biliary and pancreatic surgery. Several centers showed their video clips and remaining centers asked questions during this session. This session was very useful session for doctors.</p>
<p>【Date】 2017.08.30</p> <p>【Venue】 Dalian International Finance Conference Center (China), Seoul National University Bundang Hospital (Korea, Republic of), Tohoku University (Japan), Chiba University (Japan), Hokkaido University (Japan), University of Malaya (Malaysia), Sunway Medical Centre (Malaysia), National Cancer Institute of Thailand (Thailand), Kathmandu Model Hospital (Nepal), Patan Academy of Health Sciences (PAHS) (Nepal), MAKATI Medical center (Philippines), Kyushu University Hospital (Japan)</p>	
	
<p>Teleconference view at Seoul National U Bundang Hosp.</p>	<p>Dr. Han (lt.) and Dr. Saroj (rt.), as chairs this session.</p>
<p>Picture taken at: Seoul National U Bundang Hosp</p>	<p>Picture taken at: Dalian International Finance Conference Center</p>
	
<p>A presented movie of surgery.</p>	<p>A presented movie of endoscopic surgery.</p>
<p>Picture taken at: Kyushu University Hospital</p>	<p>Picture taken at: Kyushu University Hospital</p>
	
<p>Teleconference view at Chiba University.</p>	<p>Screen shows the connected sites.</p>
<p>Picture taken at: Chiba University.</p>	<p>Picture taken at: Dalian International Finance Conference Center</p>

#791 The 44th APAN Meeting -Dental 1

2017.08.30

<p>【Event】 The 44th APAN Meeting -Dental 1</p>	<p>【Comments】 Dental care for disabled patients is a challenge for doctors. These patients usually have poor oral health and are difficult to be managed. This session attempts to explore the experiences of some Asia's leading universities and hospitals in treating patients with special needs. We are delighted that the session worked well and we hope telemedicine contribute more to strengthening knowledge of dentists.</p>
<p>【Date】 2017.08.30</p>	
<p>【Venue】 Dalian International Finance Conference Center (China), Hiroshima University (Japan), Kagoshima University (Japan), Airlangga University (Indonesia), Universitas Hang Tuah Surabaya (Indonesia), University of Indonesia (Indonesia), Brawijaya University (Indonesia), Harapan Kita Children and Mother Hospital (Indonesia), National Taiwan University (Taiwan), Taibah University (Saudi Arabia)</p>	
	
<p>Teleconference view at Harapan Kita Children and Mother Hosp.</p>	<p>Dr. Aqsa, the chair of this session.</p>
<p>Picture taken at: Harapan Kita Children and Mother Hospital</p>	<p>Picture taken at: Kyushu University Hospital</p>
	
<p>A presented movie.</p>	<p>A presented slide.</p>
<p>Picture taken at: Kyushu University Hospital</p>	<p>Picture taken at: Kyushu University Hospital</p>
	
<p>Teleconference view at University of Indonesia.</p>	<p>Monitor shows the connected sites.</p>
<p>Picture taken at: University of Indonesia</p>	<p>Picture taken at: Kyushu University Hospital</p>

#792 The 44th APAN Meeting - Endoscopy (The 16th Endoscopy Club E-conference)

2017.08.30

【Event】 The 44th APAN Meeting - Endoscopy (The 16th Endoscopy Club E-conference)	【Comments】 In this teleconference, we had some interesting cases of GI cancer and made a hot discussion. The quality of connection was very good but interrupted sometimes. We are delighted that the session worked well and hope telemedicine contribute more to share the knowledge and experiences. Thanks again and have a nice working week. We will keep going on and organize more successful section.
【Date】 2017.08.30	
【Venue】 Dalian International Finance Conference Center (China), University of Malaya (Malaysia), Universiti Sains Malaysia(USM) (Malaysia), Chulalongkorn University (Thailand), Changi General Hospital (Singapore), Cho Ray Hospital (Vietnam), Deenanath Mangeshkar Hospital (India), The Institute of Liver and Biliary Sciences (India), East Avenue Medical Center (Philippines), Lyell McEwin Hospital (Australia), Brawijaya University (Indonesia), Nihon University (Japan), Kyushu University Hospital (Japan)	
	
Teleconference view at Chulalongkorn University.	Monitor shows the connected sites.
Picture taken at: Chulalongkorn University	Picture taken at: Chulalongkorn University
	
A presented endoscopic movie.	A presented endoscopic movie.
Picture taken at: Kyushu University Hospital	Picture taken at: Kyushu University Hospital
	
Teleconference view at Cho Ray Hospital.	Teleconference view at Universiti Sains Malaysia.
Picture taken at: Cho Ray Hospital	Picture taken at: Universiti Sains Malaysia (USM)

#793 The 44th APAN Meeting – PUMCH (The 24th Peking Early Gastric Cancer Teleconference) 2017.08.30

<p>【Event】 The 44th APAN Meeting -PUMCH (The 24th Peking Early Gastric Cancer Teleconference)</p>	<p>【Comments】 During the 2-hours teleconference, doctors from 7 station discussed 5 cases of EGCs, regarding the endoscopic view, pathological finding and the treatment. As the PUMCH EGCs session of the 44th APAN Meeting, the discussion process was also transmitted to the venue of Dalian in real time. With the updated systems of transmission, fluent communication (both in audio and video) was acquired. The only defect was the un-updated station from Tianjing, which should be fixed technically later.</p>
<p>【Date】 2017.08.30</p>	
<p>【Venue】 Dalian International Finance Conference Center (China), Peking Union Medical College Hospital (China), Fudan University Zhongshan Hospital (China), Tianjin Medical University (China), Nanfang Hospital, Southern Medical University (China), Juntendo University (Japan), Fukuoka University Chikushi Hospital (Japan), Kyushu University Hospital (Japan)</p>	
	
<p>Teleconference view at Peking Union Medical College Hospital.</p>	<p>Monitor shows the connected sites.</p>
<p>Picture taken at: Peking Union Medical College Hospital</p>	<p>Picture taken at: Kyushu University Hospital</p>
	
<p>Discussion on a pathological image with Tele-Pointer.</p>	<p>A presented slide.</p>
<p>Picture taken at: Kyushu University Hospital</p>	<p>Picture taken at: Kyushu University Hospital</p>
	
<p>Teleconference view at Nanfang Hosp, Southern Medical U.</p>	<p>Teleconference view at Kyushu University Hospital.</p>
<p>Picture taken at: Nanfang Hospital, Southern Medical University</p>	<p>Picture taken at: Kyushu University Hospital</p>

#794 The 44th APAN Meeting -Ophthalmology

2017.08.31

<p>【Event】 The 44th APAN Meeting -Ophthalmology</p>	<p>【Comments】</p> <p>In this teleconference, we discussed on ocular infectious diseases. Since the participants were fixed on a day before, we should have prepared in a hurry. Next time, we need to do it well in advance. The quality of stream line is fairly well but often interrupted. Thanks again and have a nice working week. We will keep going and organize more successful session next time.</p>
<p>【Date】 2017.08.31</p>	
<p>【Venue】</p> <p>Dalian International Finance Conference Center (China), Vietnam National Institute Of Ophthalmology (Vietnam), Hue Central Hospital (Vietnam), 103 Military Hospital (Vietnam), Brawijaya University (Indonesia), Veterans Memorial Medical Center (Philippines)</p>	
	<p>Dr. Tuyen (ctr.), the chair of this session.</p>
<p>Picture taken at: Kyushu University Hospital</p>	<p>Picture taken at: Kyushu University Hospital</p>
	
<p>A presented slide.</p>	<p>A presented slide.</p>
<p>Picture taken at: Kyushu University Hospital</p>	<p>Picture taken at: Kyushu University Hospital</p>
	
<p>Monitor shows a doctor (Lt.) giving a presentation.</p>	<p>Teleconference view at the main venue.</p>
<p>Picture taken at: Kyushu University Hospital</p>	<p>Picture taken at: Dalian International Finance Conference Center</p>



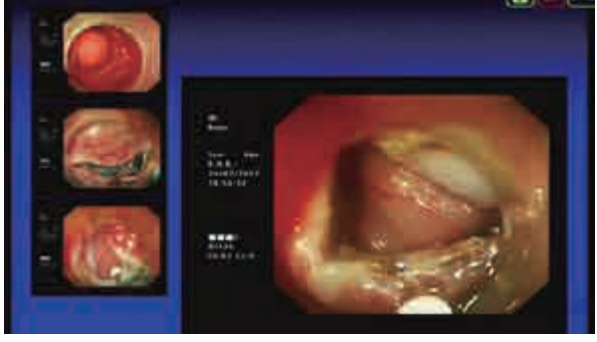



#795 The 44th APAN Meeting -Dental 2

2017.08.31

<p>【Event】 The 44th APAN Meeting -Dental 2</p>	<p>【Comments】 Recently, there is a renewed interest in herbal medicine, which is the therapeutic or prophylactic use of plant parts or their extracts. Although much of the public considers herbal medicines as safe, we should be aware that there are any potential drug interactions or adverse drug reactions. In this session, we discussed the effectiveness and safety of herbs used in dentistry. There were seven speakers talked their latest in vitro and in vivo study. Besides being followed by lecturers and researchers, this session was also followed by students who were taking elective courses of herbal medicine in Brawijaya Univ.</p>
<p>【Date】 2017.08.31</p>	
<p>【Venue】 Dalian International Finance Conference Center (China), Brawijaya University (Indonesia), University of Jember (Indonesia), Airlangga University (Indonesia), Lambung Mangkurat University (Indonesia), University of Sumatera Utara (Indonesia), Mahasaraswati University of Denpasar (Indonesia), Gadjah Mada University (Indonesia), Malla Reddy Dental College for Woman (India), Islamic Science University of Malaysia(USIM) (Malaysia)</p>	
	
<p>Teleconference view at Brawijaya University.</p>	<p>Monitor shows the connected sites.</p>
<p>Picture taken at: Brawijaya University</p>	<p>Picture taken at: University of Jember</p>
	
<p>A presented slide.</p>	<p>A presented slide.</p>
<p>Picture taken at: Kyushu University Hospital</p>	<p>Picture taken at: Kyushu University Hospital</p>
	
<p>A student views the streaming of teleconference by smartphone.</p>	<p>Teleconference view at Mahasaraswati U of Denpasar.</p>
<p>Picture taken at: Brawijaya University</p>	<p>Picture taken at: Mahasaraswati University of Denpasar</p>

#796 The 44th APAN Meeting -AIG

2017.08.31

<p>【Event】 The 44th APAN Meeting -AIG</p>	<p>【Comments】</p> <p>Third space endoscopy is recently developed technique where endoscopist can perform therapeutic procedure related to gut wall. Third space is potential space between mucosal and muscularis propria layer and can be created by dissecting and expanding the loose areolar tissue in submucosal space. Various disorders can now be managed endoscopically using third space endoscopy including achalasia cardia, other spastic disorders of esophagus.</p>
<p>【Date】 2017.08.31</p>	
<p>【Venue】 Dalian International Finance Conference Center (China), Asian Institute of Gastroenterology (India), United CIIGMA Hospital (India), Deenanath Mangeshkar Hospital (India), Royal Prince Alfred Hospital (Australia), Mahidol University Siriraj Hospital (Thailand), Fudan University Zhongshan Hospital (China)</p>	
	
<p>Dr. Mohan (rt.), the organizer of this session.</p>	<p>Monitor shows the connected sites.</p>
<p>Picture taken at: Kyushu University Hospital</p>	<p>Picture taken at: Kyushu University Hospital</p>
	
<p>A presented endoscopic movie.</p>	<p>A presented slide.</p>
<p>Picture taken at: Kyushu University Hospital</p>	<p>Picture taken at: Kyushu University Hospital</p>
	
<p>Dr. Takalkar (rt.), the co-chair of this session.</p>	<p>Dr. Moriyama, the moderator of the main venue.</p>
<p>Picture taken at: Kyushu University Hospital</p>	<p>Picture taken at: Dalian International Finance Conference Center</p>

#797 The 44th APAN Meeting -MIS

2017.09.01

<p>【Event】 The 44th APAN Meeting -MIS</p>	<p>【Comments】 Minimally Invasive Surgery Unit, Department of Surgery, Faculty of Medicine Siriraj Hospital, Mahidol University was the host of MIS-session. The topic of the conference was Emergency in Minimally Invasive Surgery. There were several medical technical issues with many institutions. The image and audio quality was good with 6Mbps connection by H.323. This program was successful and fruitful to us. Thank you TEMDEC.</p>
<p>【Date】 2017.09.01</p>	
<p>【Venue】 Dalian International Finance Conference Center (China), Mahidol University Siriraj Hospital (Thailand), Vajira Hospital (Thailand), Rajavithi Hospital (Thailand), National Cancer Institute of Thailand (Thailand), Samitivej Sukhumvit Hospital (Thailand), University of California, San Francisco Medical Center (United States), Elite Hotel Marina Plaza (Sweden)</p>	
	
<p>Dr. Chainarong and Dr. Voraboot (from It.) join the session.</p>	<p>Prof. Shimizu joins the session at the main venue.</p>
<p>Picture taken at: SiTEL Siriraj Hospital, Mahidol U</p>	<p>Picture taken at: Dalian International Finance Conference Center</p>
	
<p>Prof. Thawatchai (It. Ctr.) conducts the session from Sweden.</p>	<p>A case presentation from NCI, Bangkok, Thailand.</p>
<p>Picture taken at: SiTEL Siriraj Hospital, Mahidol U</p>	<p>Picture taken at: SiTEL Siriraj Hospital, Mahidol U</p>
	
<p>An Engineer, Mr. Chakaphan is taking a video at the venue.</p>	<p>A teleconference system at SiTEL, Siriraj Hosp, Mahidol U.</p>
<p>Picture taken at: Dalian International Finance Conference Center</p>	<p>Picture taken at: SiTEL Siriraj Hospital, Mahidol U</p>

#798 The 44th APAN Meeting -Engineering Training Workshop

2017.09.01

<p>【Event】 The 44th APAN Meeting -Engineering Training Workshop</p>	<p>【Comments】 We organized engineering training program at this APAN 44. This workshop gave opportunity to review the program. Several issues were identified during the session review from chief engineers, such as method of information sharing, policy, and engineer's grouping etc. We also had the great opportunity to meet a team from Kyrgyz Republic. Through this workshop, we were able to share our experiences, problems and also had a meaningful discussion.</p>
<p>【Date】 2017.09.01</p>	
<p>【Venue】 Dalian International Finance Conference Center (China), Kyushu University Hospital (Japan), Kanagawa Children's Medical Center (Japan), Seoul National University Bundang Hospital (Korea, Republic of), Mahidol University Siriraj Hospital (Thailand), Nepal Research and Education Network(NREN) (Nepal), Jawaharlal Institute of Post Graduate Medical Education and Research (JIPMER) (India), Sanjay Gandhi Postgraduate Institute of Medical Sciences (India)</p>	
	
<p>Teleconference view at the main venue.</p>	<p>Monitor shows the connected sites.</p>
<p>Picture taken at: Dalian International Finance Conference Center</p>	<p>Picture taken at: Nepal Research and Education Network</p>
	
<p>A presented slide.</p>	<p>A presented slide.</p>
<p>Picture taken at: Kyushu University Hospital</p>	<p>Picture taken at: Kyushu University Hospital</p>
	
<p>Teleconference view at Kyushu University Hospital.</p>	<p>A group photo with full of smiles after the workshop.</p>
<p>Picture taken at: Kyushu University Hospital</p>	<p>Picture taken at: Dalian International Finance Conference Center</p>

#799 Training Report of Endoscopy and Engineering with Mexico

2017.09.05

<p>【Event】 Training Report of Endoscopy and Engineering with Mexico</p>	<p>【Comments】 The training in Kyushu University helped engineers to get practice and to follow a protocol for medical</p>
<p>【Date】 2017.09.05</p>	
<p>【Venue】 Kyushu University Hospital (Japan), National Cancer Institute of Mexico(INGCan) (Mexico), Civil Hospital Fray Antonio Alcalde (Mexico), Mexican National Polytechnic Institute Medical School (Mexico), Corporacion Universitaria para el Desarrollo de Internet (Mexico), High Specialty Regional Hospital Ixtapaluca (Mexico), University of Costa Rica (Costa Rica)</p>	<p>videoconference with HD quality. For physicians, it was an opportunity to discuss endoscopy cases with Asian colleagues. Some key points was raised, such as selecting affordable technology, building interdisciplinary teams, preparing the sessions and developing technology to fill the gaps from commercial technology.</p>
	
<p>Ms. Nancy makes her presentation.</p>	<p>Dr. Melissa makes her presentation.</p>
<p>Picture taken at: Kyushu University Hospital</p>	<p>Picture taken at: Kyushu University Hospital</p>
	
<p>Dr. Marina (lt.) attends from Civil Hosp Fray Antonio Alcalde.</p>	<p>A presented slide.</p>
<p>Picture taken at: Kyushu University Hospital</p>	<p>Picture taken at: Kyushu University Hospital</p>
	
<p>Dr. Edgar makes his presentation.</p>	<p>A snap photo after the training report.</p>
<p>Picture taken at: Kyushu University Hospital</p>	<p>Picture taken at: Kyushu University Hospital</p>

#800 Training Report of Endoscopy and Engineering with Brazil

2017.09.06

<p>【Event】 Training Report of Endoscopy and Engineering with Brazil</p>	<p>【Comments】 This teleconference was held in the end of the one-month endoscopy and engineering training in Kyushu University Hospital. In the conference, the experience and knowledge acquired during the internship were presented. The objectives of the presentations were to share the acquired knowledge and stimulate the interest of participants for these programs. The quality of connection was very good.</p>
<p>【Date】 2017.09.06</p>	
<p>【Venue】 Kyushu University Hospital (Japan), University of Sao Paulo, Sao Paulo (Brazil), Brazilian National Cancer Institute (INCA) (Brazil), Rede Universitaria de Telemedicina (RUTE) (Brazil), Faculty of Medicine of Sao Jose do Rio Preto (FAMERP) (Brazil)</p>	
	
<p>Mr. Bruno makes his presentation.</p>	<p>Dr. Flavio (rt.) makes his presentation.</p>
<p>Picture taken at: Kyushu University Hospital</p>	<p>Picture taken at: Kyushu University Hospital</p>
	
<p>A slide presented from Mr. Bruno.</p>	<p>A slide presented from Dr. Flavio.</p>
<p>Picture taken at: Kyushu University Hospital</p>	<p>Picture taken at: Kyushu University Hospital</p>
	
<p>Teleconference view at University of Sao Paulo.</p>	<p>Monitor shows the connected sites.</p>
<p>Picture taken at: University of Sao Paulo, Sao Paulo</p>	<p>Picture taken at: Kyushu University Hospital</p>

#801 Training Report of Endoscopy and Engineering with Colombia 2017.09.07

<p>【Event】 Training Report of Endoscopy and Engineering with Colombia</p>	<p>【Comments】 The videoconference was the final work of the training. We showed how the training was and how we stayed for a month in Japan. We presented a summary of acquired medical and technical knowledge through the training. It was very interesting to connect three countries: Colombia, Costa Rica and Chile, and share our experiences with institutions such as Centro Medico Imbanaco and Univ. Libre. Thanks for all.</p>
<p>【Date】 2017.09.07</p>	
<p>【Venue】 Kyushu University Hospital (Japan), University Javeriana Cali (Colombia), Imbanaco Medical Center, Sede Principal (Colombia), University Libre, Colombia (Colombia), University of Costa Rica (Costa Rica), Universidad Catolica de Chile (Chile)</p>	
	
<p>Mr. Gilberto makes his presentation.</p>	<p>Dr. Alfredo (It.) makes his presentation.</p>
<p>Picture taken at: Kyushu University Hospital</p>	<p>Picture taken at: Kyushu University Hospital</p>
	
<p>A slide presented by Mr. Gilberto.</p>	<p>A slide presented by Dr. Alfredo.</p>
<p>Picture taken at: Kyushu University Hospital</p>	<p>Picture taken at: Kyushu University Hospital</p>
	
<p>Teleconference view at University Javeriana Cali.</p>	<p>Monitor shows the connected sites.</p>
<p>Picture taken at: University Javeriana Cali</p>	<p>Picture taken at: Kyushu University Hospital</p>

#802 Training Report of Engineering with the Philippines

2017.09.07

<p>【Event】 Training Report of Engineering with the Philippines</p>	<p>【Comments】</p> <p>This presentation shows my wonderful stay in Fukuoka, Japan. The lessons and experience is amazing, I will treasure everything I learned during my training. First I would like to thank Dr. Shimizu for the generous support to make this training possible. And, of course, I also thank TEMDEC team who supported us all throughout this training. Looking forward to more of our teleconference sessions.</p>
<p>【Date】 2017.09.07</p>	
<p>【Venue】</p> <p>St. Luke's Medical Center Quezon City (Philippines), Advanced Science and Technology Institute (Philippines), University of the Philippines Manila General Hospital (Philippines), Kyushu University Hospital (Japan)</p>	
	
<p>Mr. Joffman (ctr.) makes his presentation from Philippines.</p>	<p>Monitor shows the connected sites.</p>
<p>Picture taken at: Kyushu University Hospital</p>	<p>Picture taken at: Kyushu University Hospital</p>
	
<p>A presented slide.</p>	<p>A presented slide.</p>
<p>Picture taken at: Kyushu University Hospital</p>	<p>Picture taken at: Kyushu University Hospital</p>
	
<p>Dr. Milben (rt.) makes a comment from Kyushu U Hosp.</p>	<p>Group photo with the other trainees.</p>
<p>Picture taken at: Kyushu University Hospital</p>	<p>Picture taken at: Kyushu University Hospital</p>

#803 Training Report of Engineering with Vietnam

2017.09.07

【Event】 Training Report of Engineering with Vietnam	【Comments】 I thought that it was the first time to connect many engineers in Vietnam. We could share our experiences and what we learned in TEMDEC, as well as some troubles and difficulties in our country. After this training, we will develop the telemedicine system in Vietnam together. We have to try our best to move on.
【Date】 2017.09.07	
【Venue】 Kyushu University Hospital (Japan), Hue University of Medicine and Pharmacy (Vietnam), University Medical Center HCMC (Vietnam), NASATI Office (Vietnam), Cho Ray Hospital (Vietnam), Hue Central Hospital (Vietnam), Viet Duc Hospital (Vietnam), St. Luke's Medical Center Quezon City (Philippines)	
	
Mr. Tue (It.) makes his presentation.	Mr. Dao makes his presentation.
Picture taken at: Kyushu University Hospital	Picture taken at: Kyushu University Hospital
	
A presented slide.	A presented slide.
Picture taken at: Kyushu University Hospital	Picture taken at: Kyushu University Hospital
	
Monitor shows the connected sites.	Teleconference view at Cho Ray Hospital.
Picture taken at: Kyushu University Hospital	Picture taken at: Cho Ray Hospital





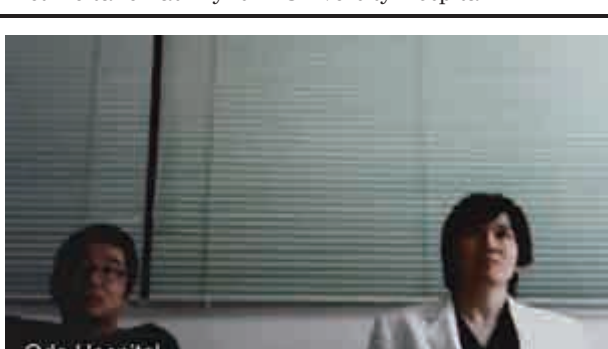

#804 The 5th Transnasal Endoscopy Conference

2017.09.09

<p>【Event】 The 5th Transnasal Endoscopy Conference</p>	<p>【Comments】 The purpose of this teleconference was skill-up and training of transnasal ultrathin EGD (N-EGD) for endoscopists. The conference was composed of following two parts. The first was a case conference, in which presented N-EGD images were discussed by participants. The second was a lecture by Dr. Sumida about practical screening procedure of pharyngeal area by N-EGD.</p>
<p>【Date】 2017.09.09</p>	
<p>【Venue】 Kyushu Medical Center (Japan) *Streaming: Izumo Central Clinic, Nakayama Clinic, Harasanshin Hospital (All sites are Japan)</p>	
	
<p>Dr. Harada, the chair of the seminar.</p>	<p>Teleconference view at Kyushu Medical Center.</p>
<p>Picture taken at: Kyushu Medical Center</p>	<p>Picture taken at: Kyushu Medical Center</p>
	
<p>A presented slide.</p>	<p>A presented movie of endoscopic submucosal dissection.</p>
<p>Picture taken at: Kyushu University Hospital</p>	<p>Picture taken at: Kyushu University Hospital</p>
	
<p>Dr. Sumida gives a lecture at the venue.</p>	<p>An attendee asks a question.</p>
<p>Picture taken at: Kyushu Medical Center</p>	<p>Picture taken at: Kyushu Medical Center</p>







#808 The 9th Saga University Surgical Video Conference

2017.09.26

【Event】 The 9th Saga University Surgical Video Conference	【Comments】 In order to improve the surgical technique in laparoscopic surgery, the Saga University surgical video conference is held 3 to 4 times a year. Participants discuss surgical technique with showing unedited video. This conference contributes to improve the surgical technique in laparoscopic surgery in each institution.
【Date】 2017.09.26	
【Venue】 Oda Hospital Yuaikai, Saga University, Takagi Hospital Kouhoukai, Saga-ken Medical Center Koseikan, Kurume St.Mary's Hospital, Karatsu Red Cross Hospital, Kyushu University Hospital (All sites are in Japan)	
	
Dr. Noshiro (rt.) gives a guidance on teleconference.	A monitor shows the connected sites.
Picture taken at: Kyushu University Hospital	Picture taken at: Kyushu University Hospital
	
A presented surgery movie using animation tool.	Participants listen to an explanation by Dr. Noshiro.
Picture taken at: Kyushu University Hospital	Picture taken at: Kyushu University Hospital
	
Teleconference view at Oda Hospital.	Vidyo and JoinView are used for the connection.
Picture taken at: Kyushu University Hospital	Picture taken at: Kyushu University Hospital

#810 Training Report of Rehabilitation with Vietnam

2017.09.27

【Event】 Training Report of Rehabilitation with Vietnam	【Comments】 One-month training was enough to deeply understand the rehabilitation in an acute care hospital. The rehab staff was very nice and always helped me to communicate with the patient. The OVEX staff prepared well for me. In addition, it was also a great opportunity to experience the Japanese culture. Thanks to Japan.
【Date】 2017.09.27	
【Venue】 Kyushu University Hospital (Japan), Cho Ray Hospital (Vietnam)	
	
Dr. Hung makes a presentation.	Monitor shows the connected sites.
Picture taken at: Kyushu University Hospital	Picture taken at: Kyushu University Hospital
	
A slide shows Dept. of Rehabilitation Medicine.	A slide of cardiac rehabilitation.
Picture taken at: Kyushu University Hospital	Picture taken at: Kyushu University Hospital
	
Teleconference view at Kyushu University Hospital.	Teleconference view at Cho Ray Hospital
Picture taken at: Kyushu University Hospital	Picture taken at: Cho Ray Hospital







#813 The 1st Globalization Meeting of National University Hospital Council of Japan

2017.10.05

<p>【Event】 The 1st Globalization Meeting of National University Hospital Council of Japan</p>	<p>【Comments】 This meeting, renamed from The Globalization Meeting, was firstly held. The universities in charge made 5 suggestions for globalization. Kyushu university was in charge of expansion of telemedicine education network. We reported telemedicine activity of Oita University with Russia and project of remote second opinion with Chinese patients. Sixteen universities joined this meeting, remotely.</p>
<p>【Date】 2017.10.05</p>	
<p>【Venue】 Mie University, Tohoku University, Niigata University, Shinshu University, University of Fukui, University of Yamanashi, Chiba University, University of Toyama, Okayama University, Tokushima University, Kochi University, Kagawa University, Yamaguchi University, Saga University, Kumamoto University, University of Miyazaki, Kyushu University Hospital (All sites are Japan)</p>	
	
<p>A speech by Prof. Houkin, director of Hokkaido U Hosp.</p>	<p>Sixteen universities joined the meeting remotely.</p>
<p>Picture taken at: Kyushu University Hospital</p>	<p>Picture taken at: Kyushu University Hospital</p>
	
<p>A presented slide of Mr. Kishimoto from METI.</p>	<p>A presented slide of Oita University.</p>
<p>Picture taken at: Kyushu University Hospital</p>	<p>Picture taken at: Kyushu University Hospital</p>
	
<p>Teleconference view at Fukui University.</p>	<p>Teleconference view at Mie University.</p>
<p>Picture taken at: Fukui University</p>	<p>Picture taken at: Mie University</p>

#814 The 2nd Indonesia Telemedicine Workshop

2017.10.05

<p>【Event】 The 2nd Indonesia Telemedicine Workshop</p>	<p>【Comments】 The organizers of this workshop were Division of Gastroenterology Department of Internal Medicine Faculty of Medicine University of Indonesia/Cipto Mangunkusumo Hospital, Indonesian Society for Digestive Endoscopy and TEMDEC. The participants consisted of 19 doctors and 23 engineers in Indonesia. There were 4 sessions: endoscopy program, technology, new institution and expansion of specialties.</p>
<p>【Date】 2017.10.05</p>	
<p>【Venue】 Hotel Borobudur Jakarta (Indonesia), Airlangga University doctor's home; Surabaya (Indonesia), Kyushu University Hospital (Japan)</p>	<p>Chairs and panelists in the main venue.</p>
	<p>Picture taken at: Hotel Borobudur Jakarta</p>
<p>Dr. Ari gives an opening remarks.</p>	<p>Picture taken at: Hotel Borobudur Jakarta</p>
	
<p>A presented slide.</p>	<p>Dr. Aqsa (It.) makes a remote presentation from home.</p>
<p>Picture taken at: Kyushu University Hospital</p>	<p>Picture taken at: Kyushu University Hospital</p>
	
<p>Ms. Kudo joins a discussion remotely.</p>	<p>A group photo of all the participants.</p>
<p>Picture taken at: Kyushu University Hospital</p>	<p>Picture taken at: Hotel Borobudur Jakarta</p>




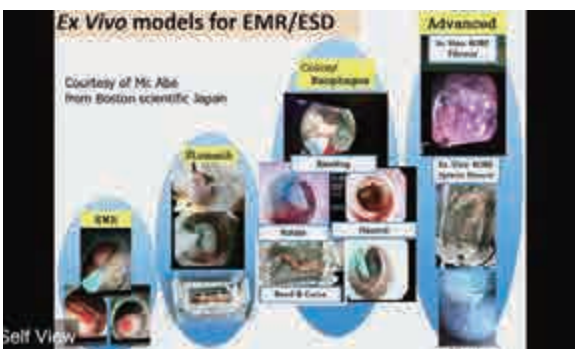


#815 Training Report of Endoscopy with the Philippines

2017.10.10

【Event】 Training Report of Endoscopy with the Philippines	【Comments】 I would like to express my gratitude to Kyushu University Hospital through the help of Professor Shuji Shimizu, for giving me the opportunity to train in the Department of Endoscopic Diagnostic and Therapeutics. I am also thankful to TEMDEC that I was able to share my training, experiences and learnings at East Avenue Medical Center through the advanced network connections. I learned a lot in the field of clinical and therapeutic endoscopy which I can now use and share in the management of digestive diseases in my country.
【Date】 2017.10.10	
【Venue】 Kyushu University Hospital (Japan), East Avenue Medical Center (Philippines)	
	
Dr. Milben (Lt.) makes a presentation.	Teleconference view at East Avenue Medical Center.
Picture taken at: Kyushu University Hospital	Picture taken at: East Avenue Medical Center
	
A slide of a training report.	A slide of a lecture from Dr. Moriyama.
Picture taken at: Kyushu University Hospital	Picture taken at: Kyushu University Hospital
	
A monitor shows the connected sites.	Many staffs join the conference at Kyushu U Hosp.
Picture taken at: Kyushu University Hospital	Picture taken at: Kyushu University Hospital

#819 The 13th Latin American Endoscopy Teleconference

2017.10.26

<p>【Event】 The 13th Latin American Endoscopy Teleconference</p>	<p>【Comments】 There are few training centers around the world in which an endoscopist can be trained on the early gastrointestinal cancer diagnose and treatment. Gastrointestinal cancer prevention and timely diagnosis is a public health priority. Overall, the diagnosis of gastrointestinal cancer in Latin America is made at an advanced stage. It is because the prognosis depends on the stage at diagnosis, the survival is poor especially in Latin America. Dr. Elisa Ryoka Baba, Dr. Andres Donoso and Dr. Yoshinori Morita were lecturers in this conference.</p>
<p>【Date】 2017.10.26</p>	
<p>【Venue】 The National Institute of Medical Sciences and Nutrition (Mexico), Clinica Alemana (Chile), Universidad Catolica de Chile (Chile), University of Chile (Chile), University of Costa Rica (Costa Rica), Gastro Clinica, Costa Rica (Costa Rica), University Javeriana Cali (Colombia), Hospital Sharp Mazatlan (Mexico), Civil Hospital Fray Antonio Alcalde (Mexico), National Cancer Institute of Mexico(INCan) (Mexico), University of Sao Paulo, Sao Paulo (Brazil), Brazilian National Cancer Institute (INCA) (Brazil), Gastroclinica Cascavel (Brazil), Osaka International Cancer Institute (Japan), Kyushu University Hospital (Japan)</p>	
	
<p>Dr. Tanimoto (rt.), the organizer of this conference.</p>	<p>Monitor shows the connected sites.</p>
<p>Picture taken at: The Nat'l Inst. of Med Sci and Nutrition</p>	<p>Picture taken at: Kyushu University Hospital</p>
	
<p>A presented slide.</p>	<p>A presented slide.</p>
<p>Picture taken at: Kyushu University Hospital</p>	<p>Picture taken at: Kyushu University Hospital</p>
	
<p>Teleconference view at University of Sao Paulo, Sao Paulo.</p>	<p>A group photo at Kyushu University Hospital.</p>
<p>Picture taken at: University of Sao Paulo, Sao Paulo</p>	<p>Picture taken at: Kyushu University Hospital</p>

#823 International Medical Consortium Ophthalmology Teleconference Session

2017.10.30

<p>【Event】 International Medical Consortium Ophthalmology Teleconference Session</p> <p>【Date】 2017.10.30</p> <p>【Venue】 Chiba University (Japan), China Medical University (China), Dalian Medical University (China)</p>	<p>【Comments】 The first teleconference meeting was held for sharing information in ophthalmology. Each university presented an interesting case and Dr. Baba gave mini lecture “Strategic Treatment for Diabetic Macular Edema” and we had lively discussion. This is just starting our “International Medical Consortium”. We will continue to share knowledge of treatment and medical cases.</p>
	
Teleconference view at China Medical University.	Monitor shows the connected sites.
Picture taken at: China Medical University	Picture taken at: Kyushu University Hospital
	
A presented slide.	A presented slide.
Picture taken at: Kyushu University Hospital	Picture taken at: Kyushu University Hospital
	
Teleconference view at Chiba University.	Teleconference view at Dalian Medical University.
Picture taken at: Chiba University	Picture taken at: Dalian Medical University

#826 The 1st Endoscopy Teleconference with Russia

2017.11.13

【Event】 The 1st Endoscopy Teleconference with Russia	【Comments】 This meeting was designed for endoscopists, gastroenterologists and pathologists from three Russian Clinics and two Japanese Universities. The overall goal of this conference was to discuss challenging cases in upper GI endoscopy. The scientific program included clinical case presentations prepared by doctors from Yaroslavl Regional Cancer Hospital, and discussion with all participants.
【Date】 2017.11.13	
【Venue】 Kyushu University Hospital (Japan), Lobachevsky K+31 Clinic (Russian Federation), Yaroslavl Regional Cancer Hospital (Russian Federation), Clinical Hospital No 2, JSC MEDSI (Russian Federation), Juntendo University (Japan)	
	
Teleconference view at Lobachevsky K+31 Clinic.	Monitor shows the connected sites.
Picture taken at: Kyushu University Hospital	Picture taken at: Kyushu University Hospital
	
A presented endoscopic image.	A presented pathological image.
Picture taken at: Kyushu University Hospital	Picture taken at: Kyushu University Hospital
	
Teleconference view at Yaroslavl Regional Cancer Hospital.	Teleconference view at Kyushu University Hospital.
Picture taken at: Kyushu University Hospital	Picture taken at: Kyushu University Hospital

#827 The 13th Asia-Pacific Congress of Endoscopic and Laparoscopic Surgery (ELSA) - Telemedicine Session

2017.11.16

<p>【Event】 The 13th Asia-Pacific Congress of Endoscopic and Laparoscopic Surgery (ELSA) - Telemedicine Session</p>	<p>【Comments】 The session featured and discussed novel and innovative minimally invasive surgeries across the country and across Asia including Japan, and Thailand. It was even followed by a remote presentation about the future of MIS from IRCAD-France by Prof. Jaques Marescaux. The session was well appreciated due to its flawless and good connection as well as the very interesting discussion of renowned speakers around the world. Truly, the session demonstrated the importance of telemedicine in education collaboration beyond borders.</p>
<p>【Date】 2017.11.16</p>	
<p>【Venue】 Shangri-La's Mactan Hotel (Philippines), Baguio General Hospital and Medical Center (Philippines), Davao Doctors Hospital (Philippines), Dagupan Doctors Villaflor Memorial Hospital (Philippines), St. Luke's Medical Center Quezon City (Philippines), University of Cebu Medical Center (Philippines), University of the Philippines Manila General Hospital (Philippines), Cho Ray Hospital (Vietnam), Mahidol University Siriraj Hospital (Thailand), Kyushu University Hospital (Japan)</p>	
	
<p>Dr. Jeffrey, the chair of the session.</p>	<p>Teleconference view at Cho Ray Hospital.</p>
<p>Picture taken at: Shangri-La's Mactan Hotel (venue)</p>	<p>Picture taken at: Cho Ray Hospital</p>
	
<p>Teleconference view at the main venue.</p>	<p>A presented slide.</p>
<p>Picture taken at: Shangri-La's Mactan Hotel (venue)</p>	<p>Picture taken at: Shangri-La's Mactan Hotel (venue)</p>
	
<p>Dr. Catherine gives her presentation.</p>	<p>A group photo with the remote participants.</p>
<p>Picture taken at: Shangri-La's Mactan Hotel (venue)</p>	<p>Picture taken at: Shangri-La's Mactan Hotel (venue)</p>

#828 The 2nd Philippine Telemedicine Workshop

2017.11.18



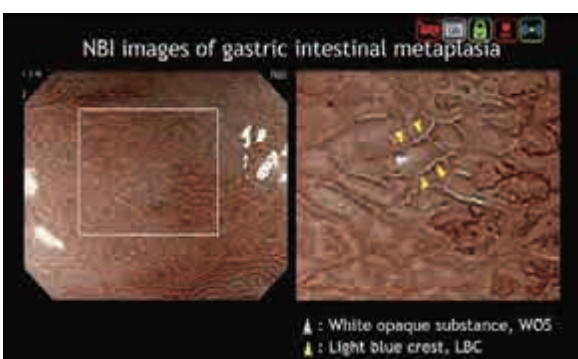



<p>【Event】 The 2nd Philippine Telemedicine Workshop</p>	<p>【Comments】</p> <p>This workshop was well-attended, not only by doctors of different specializations, but also by engineers / IT specialists. Well-established camaraderie from the organizing committee really helped with the success of the workshop, reaching out to the new members. Hopefully, we can establish a good rapport with them and their respective institutions in the upcoming activities. Constant communication and follow-through activities are important for all the members and interested parties.</p>
<p>【Date】 2017.11.18</p>	
<p>【Venue】 Shangri-La's Mactan Hotel (Philippines), Kyushu University Hospital (Japan)</p>	
	
<p>Dr. Billy, the master of ceremony.</p>	<p>Dr. Katherine makes her presentation.</p>
<p>Picture taken at: Kyushu University Hospital</p>	<p>Picture taken at: Shangri-La's Mactan Hotel</p>
	
<p>A presented slide.</p>	<p>Teleconference view at Kyushu University Hospital.</p>
<p>Picture taken at: Kyushu University Hospital</p>	<p>Picture taken at: Kyushu University Hospital</p>
	
<p>Attendees discussing at the venue.</p>	<p>A group photo after the seminar.</p>
<p>Picture taken at: Kyushu University Hospital</p>	<p>Picture taken at: Shangri-La's Mactan Hotel</p>

#829 The 4th Kyushu Pediatric Cardiology Seminar

2017.11.18

【Event】 The 4th Kyushu Pediatric Cardiology Seminar	【Comments】 We held a telemedicine lecture for the first time with Dr. Yamamura, research fellow in Toronto general hospital. He made a presentation entitled "Future of Adult Congenital Heart Disease", focusing on clinical differences between Japan and Canada. Quality of images and sounds was excellent, and we had a hot discussion without any problems.
【Date】 2017.11.18	
【Venue】 Kyushu University Hospital (Japan), Toronto General Hospital doctor's home; Toronto (Canada)	
	
Teleconference view at Kyushu University Hospital.	Dr. Yamamura makes his lecture from Toronto.
Picture taken at: Kyushu University Hospital	Picture taken at: Kyushu University Hospital
	
A presented slide.	A presented slide.
Picture taken at: Kyushu University Hospital	Picture taken at: Kyushu University Hospital
	
A participant (ctr.) asks a question.	Monitor shows the 2 sites.
Picture taken at: Kyushu University Hospital	Picture taken at: Kyushu University Hospital

#834 The 1st Chilean Society of Gastroenterology Teleconference 2017.11.30

<p>【Event】 The 1st Chilean Society of Gastroenterology Teleconference</p> <p>【Date】 2017.11.30</p> <p>【Venue】 Hotel De La Bahia (Chile), Kyushu University Hospital (Japan)</p>	<p>【Comments】</p> <p>Incidence and mortality of gastric cancer in Chile are high. Endoscopic diagnosis of gastric cancer in early stage is essential to achieve successful treatment. In this conference, we reviewed the importance of patient preparation and appropriate technique for endoscopy and discussed the limits of the optical v/s histological evaluation for the diagnosis of pre-malignant gastric lesions and early gastric cancer. In addition, firsthand experience of a Japanese expert endoscopist during the Nueva Imperial Campaign was presented.</p>
	
<p>Teleconference view at Hotel De La Bahia.</p>	<p>Dr. Yao (lt.) and Dr. Moriyama (rt.) from Kyushu U H.</p>
<p>Picture taken at: Hotel De La Bahia</p>	<p>Picture taken at: Kyushu University Hospital</p>
	
<p>A presented slide.</p>	<p>Scenes from the 1st Chilean Telemedicine Workshop.</p>
<p>Picture taken at: Kyushu University Hospital</p>	<p>Picture taken at: Kyushu University Hospital</p>
	
<p>A group photo of the chairpersons and engineers.</p>	<p>A snap of participants at the 1st Chile Telemedicine workshop.</p>
<p>Picture taken at: Hotel De La Bahia</p>	<p>Picture taken at: Hotel De La Bahia</p>







#837 The 11th Asia Telemedicine Symposium -1

2017.12.15

<p>【Event】 The 11th Asia Telemedicine Symposium -1</p>	<p>【Comments】 The 11th ATS was held at the Univ. Malaya Medical Centre. More than 150 people participated in the opening ceremony. Registered participants came from 13 countries (including remote presenters), and 7 countries watched our event by streaming. Official reception was held at Rebung Chef Ismail Restaurant where traditional Malay cuisine was served. On the 2nd day, 2 concurrent sessions were held and hands-on session was available for the engineering workshop.</p>
<p>【Date】 2017.12.15</p>	
<p>【Venue】 U of Malaya (Malaysia), Singapore General H (Singapore), St. Luke's Medical Center Quezon City (Philippines), Sanjay Gandhi Postgraduate Institute of Medical Sciences (India), Mahidol U Siriraj H (Thailand), Tohoku U (Japan), Airlangga U (Indonesia), Sri Sathya Sai Central Trust (India)</p>	
	
<p>Teleconference view at University of Malaya.</p>	<p>Dr. Kashida (lt.) and Dr. Moriyama (rt.), as chairs.</p>
<p>Picture taken at: University of Malaya</p>	<p>Picture taken at: Kyushu University Hospital</p>
	
<p>There are many audiences in the main venue.</p>	<p>A presented slide.</p>
<p>Picture taken at: University of Malaya</p>	<p>Picture taken at: Kyushu University Hospital</p>
	
<p>Monitor shows connected sites.</p>	<p>An engineer checks the connection behind the venue.</p>
<p>Picture taken at: Kyushu University Hospital</p>	<p>Picture taken at: University of Malaya</p>




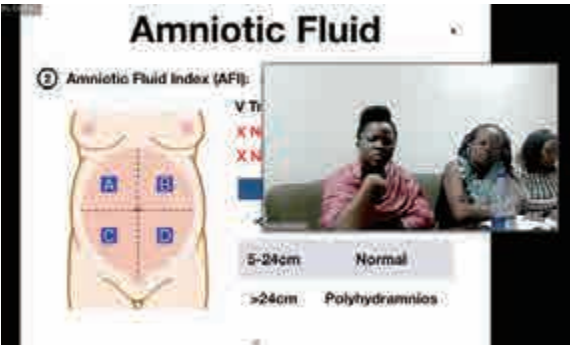


#838 The 11th Asia Telemedicine Symposium -2

2017.12.16

<p>【Event】 The 11th Asia Telemedicine Symposium -2</p>	<p>【Comments】</p> <p>In the 2nd day, first we had the presentations from new members. After that, two sessions of “JSPS early gastric cancer research project” and “engineering workshop” were held in parallel. In the engineering workshop, 4 Malaysian hospitals gave presentations about their situations. In the final session, two hands-on lectures were given from UM and MYREN about audio-visual and network, respectively.</p>
<p>【Date】 2017.12.16</p>	
<p>【Venue】</p> <p>University of Malaya (Malaysia), 108 Military Central Hospital (Vietnam), E Hospital (Vietnam), Bach Mai Hospital (Vietnam), Viet Duc Hospital (Vietnam)</p>	
	
<p>Teleconference view at University of Malaya.</p>	<p>Dr. Ho makes a presentation as an organizer.</p>
<p>Picture taken at: University of Malaya</p>	<p>Picture taken at: University of Malaya</p>
	
<p>Teleconference view at engineering workshop.</p>	<p>A presented slide.</p>
<p>Picture taken at: Kyushu University Hospital</p>	<p>Picture taken at: Kyushu University Hospital</p>
	
<p>Group photo of the gastric cancer research team.</p>	<p>A participant makes a comment.</p>
<p>Picture taken at: University of Malaya</p>	<p>Picture taken at: University of Malaya</p>

#842 Tanzania Ultrasound Seminar Pilot

2018.01.05

<p>【Event】 Tanzania Ultrasound Seminar Pilot</p>	<p>【Comments】 We conducted a fetal ultrasound seminar for midwives in Tanzania. Ms. Lee (Radiologist) and Dr. Kawataki (MD) provided online live lectures from Taiwan and Japan. For skills, Dr. Shimpuku (Midwife) traveled and provided a hands-on practice with a phantom, and afterwards, some students practiced with a pregnant woman. The video conference system worked smoothly, and participants showed high satisfaction.</p>
<p>【Date】 2018.01.05</p>	
<p>【Venue】 Muhimbili University of Health and Allied Sciences (Tanzania, United Republic of), St. Luke's International University (Japan), Kanagawa Children's Medical Center (Japan), Lequo Power Technology Corporation (Japan), Taiji Clinic (Taiwan), Kyushu University Hospital (Japan)</p>	
	
<p>Monitor shows connected sites, Ms. Li (It.) from Taiji Clinic.</p>	<p>Teleconference view at MUHAS.</p>
<p>Picture taken at: Kyushu University Hospital</p>	<p>Picture taken at: Muhimbili U of Health and Allied Sciences</p>
	
<p>A presented slide.</p>	<p>A presented slide and a connected site.</p>
<p>Picture taken at: Kyushu University Hospital</p>	<p>Picture taken at: Muhimbili U of Health and Allied Sciences</p>
	
<p>A demonstration using an echo system.</p>	<p>A demonstration using a model.</p>
<p>Picture taken at: Muhimbili U of Health and Allied Sciences</p>	<p>Picture taken at: Muhimbili U of Health and Allied Sciences</p>



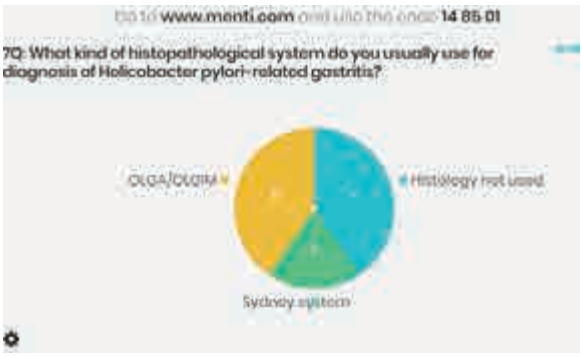
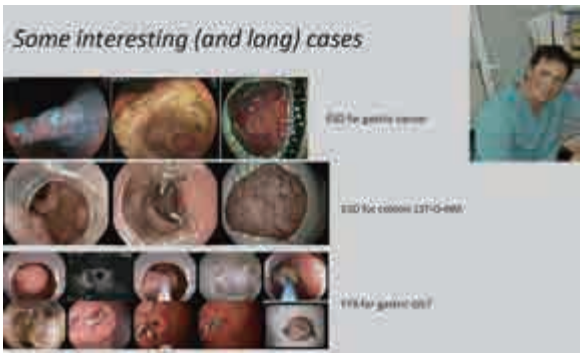


#848 Teleconference with Afghanistan

2018.2.7

<p>【Event】 Teleconference with Afghanistan</p>	<p>【Comments】 Professors and students from Ritsumeikan Asia Pacific University, public health management, visited us. Since the visitors were from Central Asia and Africa, we had a teleconference connecting Afghanistan, and had some discussions on telemedicine needs and student exchange programs. One of the participants from Liberia would like to use telemedicine for his country which have doctor shortage problem.</p>
<p>【Date】 2018.2.7</p>	
<p>【Venue】 Kyushu University Hospital (Japan), Kabul University (Afghanistan)</p>	
	
<p>Dr. Baray joins from Kabul University.</p>	<p>Medical staffs in Nigeria who study at APU participate.</p>
<p>Picture taken at: Kyushu University Hospital</p>	<p>Picture taken at: Kyushu University Hospital</p>
	
<p>Teleconference view at Kyushu University Hospital.</p>	<p>Dr. Shimizu (It.) makes a comment from Kyushu U Hosp.</p>
<p>Picture taken at: Kyushu University Hospital</p>	<p>Picture taken at: Kyushu University Hospital</p>
	
<p>A group photo at Kyushu University Hospital.</p>	<p>Attendees from Kabul University.</p>
<p>Picture taken at: Kyushu University Hospital</p>	<p>Picture taken at: Kabul University</p>

#853 The 2nd Endoscopy Teleconference with Russia

2018.02.22

<p>【Event】 The 2nd Endoscopy Teleconference with Russia</p>	<p>【Comments】 In this teleconference, institutes in Yaroslavl, Vladivostok and Bishkek were connected to KUH. In the first half, an interesting case of gastric cancer was presented from Yaroslavl Regional Cancer Center. We also discussed the difference of protocol in screening EGD among institutes, using real time voting system. In the second half, Russian and Kyrgyz endoscopists who had trained in KUH for 1 month made presentations about training program in KUH. Although there was a slight sound problem, image and sound quality was satisfactory.</p>
<p>【Date】 2018.02.22</p>	
<p>【Venue】 Kyushu University Hospital (Japan), Yaroslavl Regional Cancer Hospital (Russian Federation), Vladivostok Regional Clinical Railway Hospital (Russian Federation), National Center of Cardiology and Internal Medicine (Kyrgyzstan), Central Asian Research and Education Network (CAREN)</p>	
	
<p>Teleconference view at Vladivostok.</p>	<p>Monitor shows the connected sites.</p>
<p>Picture taken at: Vladivostok Regional Clinical Railway Hosp.</p>	<p>Picture taken at: Nat'l C of Cardiology and Internal Med</p>
	
<p>Presentation using Mentimeter.</p>	<p>A presented slide.</p>
<p>Picture taken at: Kyushu University Hospital</p>	<p>Picture taken at: Kyushu University Hospital</p>
	
<p>Teleconference view at Kyushu University Hospital.</p>	<p>Teleconference view at Kyrgyzstan venue.</p>
<p>Picture taken at: Kyushu University Hospital</p>	<p>Picture taken at: Nat'l C of Cardiology and Internal Med</p>

#854 The 7th Team Conference of Endoscopic Surgery

2018.02.24

【Event】 The 7th Team Conference of Endoscopic Surgery	【Comments】 The 7th Team Conference of Endoscopic Surgery took place connected with six institutions, participated by doctors, nurses, and clinical engineers. The main theme was “Sharing the basis for endoscopic surgery”, and they actively discussed about “How to check endoscopic devices” and “Compartment syndrome associated with lithotomy position”. Real-time voting with Mentimeter had good reputation among participants.
【Date】 2018.02.24	
【Venue】 Hokkaido University, Juntendo University, Nagoya University, Kindai University, Okayama Saiseikai General Hospital, Kyushu University Hospital (all sites in Japan)	
	
Teleconference view at Juntendo University.	Teleconference view at Kyushu University Hospital.
Picture taken at: Juntendo University	Picture taken at: Kyushu University Hospital
	
Teleconference view at Okayama Saiseikai General Hospital.	Dr. Shibao (It.) makes a comment from Kyushu U Hosp.
Picture taken at: Okayama Saiseikai General Hospital	Picture taken at: Kyushu University Hospital
	
Teleconference view at Nagoya University.	Teleconference view at Hokkaido University.
Picture taken at: Nagoya University	Picture taken at: Hokkaido University