

## TENEBRIONIDAE OF THE NANSEI ISLANDS IV (COLEOPTERA)

Chujo, Michitaka

<https://doi.org/10.5109/2378>

---

出版情報 : ESAKIA. 12, pp.1-16, 1978-11-30. Entomological Laboratory, Faculty of Agriculture,  
Kyushu University

バージョン :

権利関係 :

**TENEBRIONIDAE OF THE NANSEI ISLANDS IV (COLEOPTERA)\***

MICHIYAKA CHŪJŌ

Hikosan Biological Laboratory, Faculty of **Agriculture**  
Kyushu University, Hikosan. Fukuoka 824-07, Japan

**Abstract**

Forty-nine species of the Tenebrionidae are recorded from Ishigakijima Island, 27 of which are new to the fauna of the island. Three new taxa are described, viz.: *Platydema planicornis* sp. nov. from this island, *Hemicera sakishimensis* sp. nov. from this island, Miyakojima Island, Iriomotejima Island and Yonakunijima Island, and *Phaedis (Phaedis) marmoratus* sp. nov. from this island and Iriomotejima Island.

ISHIGAKI JIMA I.

PEDININI

†1. *Diphyrrhynchus iriomotensis* M. T. Chūjō, 1966

*Spec. exam.*: 3 exs., Yoshihara-Arakawa, Ishigaki, Japan, 17. iv. 1974, Coll. H. Irie.

O PATRINI

2. *Gonocephalum coenosum* Kaszab, 1952

*Spec. exam.*: 4 exs., Is. Ishigaki, Loo-Choo, 1, ii. 1957, Coll. M. Nagayama; 25 exs., Hoshino, Ishigaki Is., Ryukyu, 6. i. 1961, K. Nozato leg. ; 1 ex., Ishigaki I., Ryukyus, 3. iv. 1969, R. Takubo leg. ; 1 ex., Ishigaki-shi, Is. Ishigaki, 3. iv. 1969, Coll. M. Chūjō; 1 ex., Mt. Banna, Ishi., Ryukyu Is., 11. iv. 1969, H. Makihara leg. ; 1 ex., Mt. Banna-dake, Is. Ishigaki, 28. viii. 1970, Coll. M. Chūjō; 1 ex., Ishigaki Air Port, Ishigaki, 28. viii. 1970, Coll. M. Chūjō; 4 exs., Botanical Garden, Banna, Ishigaki I., Ryukyus, 12. vi. 1974, H. Makihara leg.; 2 exs. (at light), Mt. Banna, Ishigaki I., Ryukyus, 14. vi. 1974, H. Makihara leg.; 1 ex., Botanical Garden, Banna, Ishigaki I., Ryukyus, 15. vi. 1974, H. Makihara leg.; 2 exs., Arakawa, Ishigaki I., Ryukyus, 18. vi. 1974, H. Makihara leg.; 1 ex.,

\* Contribution from the Hikosan Biological Laboratory, Faculty of Agriculture, Kyushu University, Hikosan (Ser. '2, No. 38).

† The dagger shows that the species has hitherto been unrecorded from the island.

Arakawa, Ishigaki I., Ryukyus, 26. vi. 1974, H. Makihara leg. ; 7 exs., Yoshihara, Ishigaki I., Ryukyus, 28. v. 1975, H. Makihara leg.

## TRACHYSCELINI

†3. *Trachyscelis chinensis* Champion, 1894

*Spec. exam.* : 4 exs., Yoshihara-Arakawa, Ishigaki, Japan, 17. v. 1974, Coll. H. Irie.

## PHALERIINI

†4. *Micropedinus pallidipennis* Lewis, 1894

*Spec. exam.* : 1 ex., Yoshihara-Arakawa, Ishigaki, Japan, 17. v. 1974, Coll. H. Irie.

## BOLITOPHAGINI

5. *Dicraeosis carinatus carinatus* Gebien, 1913

*Spec. exam.* : 2 exs., Mt. Banna, Ishi., Ryukyu Is., 24. viii. 1969, H. Makihara leg. ; 2 exs., Mt. Banna, Ishi., Ryukyu Is., 7-9. ix. 1969, H. Makihara leg. ; 1 ex., Mt. Omoto, Ishigaki I., Ryukyus, 11. vii. 1970, H. Makihara leg. ; 2 exs., Hoshino, Ishigakijima, Nansei Is., Japan, 19. iv. 1973, Coll. H. Irie ; 1 ex., Mt. Banna, Ishigaki I., Ryukyus, 9. iv. 1974, K. Kusama leg. ; 3 exs., Arakawa, Ishigaki I., Ryukyus, 7. vi. 1974, H. Makihara leg. ; 5 exs., Botanical Garden, Banna Ishigaki I., Ryukyus, 10. vi. 1974, H. Makihara leg. ; 1 ex., Botanical Garden, Banna, Ishigaki I., Ryukyus, 12. vi. 1974, H. Makihara leg. ; 8 exs., Botanical Garden, Banna, Ishigaki I., Ryukyus, 14. vi. 1974, H. Makihara leg. ; 5 exs., Arakawa, Ishigaki I., Ryukyus, 18. vi. 1974, H. Makihara leg. ; 3 exs., Mt. Omoto, Ishigaki I., Ryukyus, 20. vi. 1974, H. Makihara leg. ; 2 exs., Mt. Banna, Ishigaki I., Ryukyus, 25. vi. 1974, H. Makihara leg. ; 1 ex., Arakawa, Ishigaki I., Ryukyus, 26. vi. 1974, H. Makihara leg. ; 1 ex. (at light), Mt. Banna, Ishigaki I., Ryukyus, 26. vi. 1974, H. Makihara leg. ; 1 ex., Mt. Omoto, Ishigaki I., Ryukyus, 24. v. 1975, H. Makihara leg. ; 1 ex., Yonehara, Ishigaki I., Ryukyus, 28. v. 1975, H. Makihara leg.

6. *Bradymerus clathratus* Schaufuss, 1887

*Spec. exam.* : 1 ex., Mt. Banna, Ishi., Ryukyu Is., 24. viii. 1969, H. Makihara leg. ; 10 exs., Hoshino, Ishigakijima, Nansei Is., Japan, 19. iv. 1973, Coll. H. Irie ; 1 ex., Yoshihara-Arakawa, Ishigakijima, Nansei Is., Japan, 27. iv. 1974, Coll. H. Irie ; Yoshihara-Arakawa, Ishigakijima, Nansei Is., Japan, 17. v. 1974, Coll. H. Irie ; 1 ex., Botanical Garden, Banna, Ishigaki I., Ryukyus, 16. vi. 1974, H. Makihara leg. ; 1 ex., Arakawa, Ishigaki I., Ryukyus, 18. vi. 1974, H. Makihara leg. ; 1 ex. (at light), Mt. Banna, Ishigaki I., Ryukyus, 18. vi. 1974, H. Makihara leg.

## DIAPERINI

7. *Diaperis lewisi intersecta* Gebien, 1913

= *D. sanguinipennis sinensis*: M. T. Chújó, 1975, Esakia (9) : 18 & 19; (10) : 1-2, 5 & 6.

*Spec. exam.* : 1 ex., Mt. Banna, Ishi., Ryukyu Is., 24. viii. 1969, H. Makihara leg.; 3 exs., Mt. Banna, Ishi., Ryukyu Is., 7-9. ix. 1969, H. Makihara leg.; 7 exs., Mt. Banna, Ishigaki, Ryukyu, 20-22. vi. 1970, H. Makihara leg.; 2 exs., Mt. Banna, Ishigaki, Ryukyu, 30. vi. - 4. vii. 1970, H. Makihara leg.; 3 exs. (at light), Mt. Banna, Ishigaki I., Ryukyus, 14. vi. 1974, H. Makihara leg.; 1 ex. (at light), Botanical Garden, Banna, Ishigaki I., Ryukyu, 14. vi. 1974, H. Makihara leg.; 1 ex. (at light), Mt. Banna, Ishigaki I., Ryukyus, 16. vi. 1974, H. Makihara leg.; 1 ex. (at light), Mt. Banna, Ishigaki I., Ryukyus, 28. v. 1975, H. Makihara leg.; 1 ex., Mt. Banna-dake, Ishigaki I., Nansei Is., Japan, 8. vi. 1975, T. Tsutsumi leg. (Note: The elytral black bands are variable and are not always so as written in the original description.)

8. *Platydema marseuli* Lewis, 1894

*Spec. exam.*: 1 ex., Yoshiwara-Yonehara, Ishigaki I., Nansei Is., Japan, 17. vi. 1972, Coll. H. Irie; 1 ex., Tohro Riv., Ishigaki Is., 29. iii. 1973, leg. I. Matoba; 13 exs. [host: *Auricularia polytricha* (Mont.) Sacc.], Mt. Omoto, Ishigaki I., Ryukyus, 9. iv. 1974, H. Makihara leg.; 1 ex., Mt. Omoto, Ishigaki I., Ryukyus, 11. iv. 1974, H. Makihara leg.; 1 ex. [host: *Auricularia polytricha* (Mont.) Sacc.], Mt. Omoto, Ishigaki I., Ryukyus, 12. iv. 1974, H. Makihara leg.; 1 ex., Mt. Banna, Ishigaki I., Ryukyus, 6. v. 1974, Coll. H. Irie; 1 ex., Botanical Garden, Banna, Ishigaki I., Ryukyus, 16. vi. 1974, H. Makihara leg.; 4 exs., Arakawa, Ishigaki I., Ryukyus, 18. vi. 1974, H. Makihara leg.; 1 ex., Mt. Omoto, Ishigaki I., Ryukyus, 16. iv. 1975, Coll. H. Irie.

†9. *Platydema pallidicolle* Lewis, 1894

*Spec. exam.* : 1 ex., Hoshino, Ishigakijima, Nansei Is., Japan, 19. iv. 1973, Coll. H. Irie.

10. *Platydema planicornis* sp. nov.

Oval, moderately convex. Body reddish brown, antennae gradually darkened towards apices, legs yellowish brown, elytra blackish brown, four elytral maculae dark yellow. Head sparsely punctate, clypeal suture very fine but visible, clypeus gently bent downwards at apex, front margin nearly transverse, preocular area oblique and very feebly rounded, vertex with flat and short horn, interocular area very shallowly scooped between eye and horn. Eyes strongly prominent outwards. Antennae short, scarcely reaching basal margin of pronotum, 1st antennal segment a little thicker than 3rd, 2nd about 2/5 of 1st in length, 1st to penultimate one subequal to each other in length except for 2nd, terminal one 1.4 times as long as 1st.

Pronotum moderately convex, nearly trapezoidal, width about twice as wide as length, very finely and sparsely punctate; subbasal foveae very shallow, front margin very narrowly marginate, front corner widely rounded, side margin very narrowly marginate, very weakly and roundly expanded, hind corner very obtuse, basal margin deeply bisinuate, not marginate. Scutellum

semicircular, but basal margin shallowly and wholly sinuate, sparsely punctate.

Elytra finely and sparsely punctate, strongly punctate-striate, interstices very feebly convex; basal maculae slightly oblique, extending from 2nd to 8th interstices, apical maculae cover up nearly 1/3 of elytra except for median line; basal margin shallowly sinuate at middle 1/3, side margin narrowly marginate.




Fig. 1. *Platydema planicornis* sp. nov.

Gular with many transversal sutures, gular suture visible. Prosternum with golden pubescence, roughly and densely punctate; prosternal process boat-shaped, medially grooved between front coxae. Mesonotum roughly wrinkled, V-shaped receptor of prosternal process very deep. Metasternum very sparsely pubescent, surface nearly smooth, submarginally grooved along hind coxal cavities. First to 3rd visible abdominal sternites very sparsely pubescent, roughly and evenly punctate, penultimate and terminal ones very minutely aciculate. All femora thick, comparatively flat. All tibiae feebly bent inwards, gently thickened towards apex, with many striate-setae, setae specially thick along outside. Last front tarsal segment nearly equal to 1st to 4th put together; hind tarsi with 1st segment twice as long as 2nd, penultimate one shortest, terminal one a little shorter than 1st.

Length: 4.2-4.6 mm. Width: 2.20-2.35 mm.

Distribution: Ishigakijima Island.

Type material: Holotype ♂ (Type No. 2103, Kyushu Univ.), Mt. Banna, Ishigaki Is., 22. vi. 1964, H. Konishi leg. Paratopotype: ♂, same data as holotype. Paratype: ♂ (at light), Ishigaki City, Ryukyus, 29. v. 1975, H. Maki-hara leg.

Type depository: Holotype is preserved in the Entomological Laboratory,

Faculty of Agriculture, Kyushu University.

This species is closely related to *P. unicornis* Gebien, 1927, from Sumatra, but is clearly distinguished from the latter by the apical maculae which cover up about the apical 1/3 of the elytra.

†11. **Platydemia sakishimense** Nakane, 1973

*Spec. exam.* : 1 ex., Yoshiwara-Yonehara, Ishigaki I., Nansei Is., Japan, 17. vi. 1972, Coll. H. Irie; 1 ex.[host: *Auricularia polytricha* (Mont.) Sacc.], Mt. Omoto, Ishigaki I., Ryukyus, 9. iv. 1974, H. Makihara leg.

12. **Platydemia sauteri omoto** Nakane, 1973

*Spec. exam.* : 1 ex.[host: *Auricularia polytricha* (Mont.) Sacc.], Mt. Omoto, Ishigaki I., Ryukyus, 9. iv. 1974, H. Makihara leg. ; 1 ex.(at light), Mt. Banna, Ishigaki I., Ryukyus, 9. iv. 1974, H. Makihara leg.; 1 ex., Botanical Garden, Banna, Ishigaki I., Ryukyus, 15. vi. 1974, H. Makihara leg.

13. **Platydemia subfascia yaeyama** Nakane, 1973

*Spec. exam.* : 2 exs., Mt. Banna, Ishi., Ryukyu Is., 30. viii. 1969, H. Makihara leg.; 1 ex., Mt. Banna-dake, Is. Ishigaki, 31. viii. 1970, Coll. M. Chûjô; 3 exs., Mt. Omoto, Ishigakijima, Nansei Is., Japan, 14. iv. 1973, Coll. H. Irie; 15 exs., Mt. Banna, Ishigaki I., Ryukyus, 10. iv. 1974, H. Makihara leg.; 1 ex., Arakawa, Ishigaki I., Ryukyus, 7. vi. 1974, H. Makihara leg. ; 2 exs., Arakawa, Ishigaki I., Ryukyus, 18. vi. 1974, H. Makihara leg.; 4 exs., Botanical Garden, Banna, Ishigaki I., Ryukyus, 24. v. 1975, H. Makihara leg.

†14. **Basanus fukudai** Nakane, 1968

*Spec. exam.* : 6 exs., Mt. Banna, Ishi., Ryukyu Is., 24. viii. 1969, H. Makihara leg.; 1 ex., Mt. Omoto, Ishigakijima, Nansei Is., Japan, 3. iv. 1973, Coll. H. Irie; 1 ex., Mt. Omoto-dake, Ishigakijima, Nansei Is., Japan, 13. iv. 1973, Coll. H. Irie ; 1 ex., Mt. Omoto, Ishigaki I., Ryukyus, 11. iv. 1975, Coll. H. Irie.

15. **Ceropria induta induta** (Wiedemann, 1819)

*Spec. exam.* : 1 ex., Omoto-dake, Ishigaki, 29. x. 1963, Y. Hirashima leg.; 4 exs. (night), Mt. Banna, Ishigaki, Ryukyu, 20-22. vi. 1970, H. Makihara leg. ; 1 ex., Mt. Omoto, Ishigaki I., Ryukyus, 10. v. 1970, H. Makihara leg.; 1 ex., Mt. Banna-dake, Is. Ishigaki, 31. viii. 1970, Coll. M. Chûjô; 1 ex.(at light), Mt. Banna, Ishigaki I., Ryukyus, 12. iv. 1974, H. Makihara leg. ; 1 ex.(at light), Mt. Banna, Ishigaki I., Ryukyus, 19. vi. 1974, H. Makihara leg.

#### LEIOCHRINI

16. **Derispia japonica** Kaszab, 1961

*Spec. exam.* : 1 ex., Yoshihara, Ishigaki, 15. x. 1963, K. Morimoto leg.

#### PHRENAPATINI

17. **Tagalus tokaranus** Nakane, 1963

*Spec. exam.* : 1 ex., Omoto-dake, Ishigaki Is., 16. iii. 1964, C. M. Yoshimoto

& J. Harrell leg.

ULOMINI

†18. *Tribolium* (*Tribolium*) *castaneum* (Herbst, 1797)

*Spec. exam.* : 1 ex., Ookawa, Ishigakijima, Nansei Is., Japan, 13. iv. 1973, Coll. H. Irie.

19. *Cneocnemis laminipes* Gebien, 1913

*Spec. exam.* : 1 ex., Heigina, Ishigaki Is., 10. v. 1975, T. Takahashi leg.

20. *Uloma excisa excisa* Gebien, 1913

*Spec. exam.* : 1 ex., Omoto-dake, Ishigaki, 29. x. 1963, Y. Hirashima leg.; 1 ex., Mt. Banna, Ishi., Ryukyu Is., 24. viii. 1969, H. Makihara leg. ; 3 exs., Mt. Banna, Ishi., Ryukyu Is., 7-9. ix. 1969, H. Makihara leg. ; 2 exs., Mt. Banna, Ishigaki, Ryukyu, 20-22. vi. 1970, H. Makihara leg. ; 1 ex., Omoto, Ishigaki, 11. vii. 1970, H. Makihara leg.; 1 ex., Kabira Park, Is. Ishigaki, 23. viii. 1970, Coll. M. Chûjô; 1 ex., Mt. Omoto-dake, Ishigakijima, Nansei Is., Japan, 13. iv. 1973, Coll. H. Irie; 1 ex.(at light), Mt. Banna, Ishigaki I., Ryukyus, 12. iv. 1974, H. Makihara leg. ; 1 ex.(at light), Mt. Banna, Ishigaki I., Ryukyus, 13. iv. 1974, H. Makihara leg. ; 1 ex. (at light), Mt. Banna, Ishigaki I., Ryukyus, 25. vi. 1974, H. Makihara leg. ; 1 ex., Mt. Banna, Ishigaki I., Ryukyus, 6. v. 1974, Coll. H. Irie ; 3 exs. (from decayed wood), Botanical Garden, Banna, Ishigaki I., Ryukyus, 22. x. 1974, K. Ohara leg.(emerged: 8. ii. 1975.).

†21. *Uloma ichoi* Nakane, 1956

*Spec. exam.* : 1 ex., Mt. Omoto, Ishigaki I., Ryukyus, 18. v. 1974, Coll. H. Irie ; 1 ex.(from decayed wood), Botanical Garden, Ishigaki I., Ryukyus, 22. x. 1974, K. Ohara leg.(emerged: 8. ii. 1975.):

†22. *Uloma polita* (Wiedemann, 1821)

*Spec. exam.* : 1 ex., Mt. Banna, Ishi., Ryukyu Is., 24. viii. 1969, H. Makihara leg. ; 1 ex., Mt. Banna, Ishi., Ryukyu Is., 30. viii. 1969, H. Makihara leg. ; 3 exs., Mt. Banna, Ishi., Ryukyu Is., 7-9. ix. 1969, H. Makihara leg. ; 5 exs. (night), Mt. Banna, Ishigaki, Ryukyu, 20-22. vi. 1970, H. Makihara leg. ; 5 exs., Mt. Banna, Ishigakijima, Nansei Is., Japan, 2. vi. 1972, Coll. H. Irie; 3 exs., Arakawa, Ishigaki I., Ryukyus, 7. vi. 1974, H. Makihara leg. ; 2 exs.(at light), Mt. Banna, Tshigaki I., Ryukyus, 14. vi. 1974, H. Makihara leg. ; 1 ex.(at light), Mt. Banna, Ishigaki I., Ryukyus, 26. vi. 1974, H. Makihara leg. ; 2 exs.(at light), Ishigaki City, Ryukyus, 28. v. 1975, H. Makihara leg.

†23. *Alphitobius diaperinus* (Panzer, 1797)

*Spec. exam.* : 1 ex., Mt. Banna-dake, Is. Ishigaki, 31. viii. 1970, Coll. M. Chûjô; 1 ex., Ookawa, Ishigakijima, Nansei Is., Japan, 7. v. 1974, Coll. H. Irie.

†24. *Diaclina quadrimaculata* (Gebien, 1913)

= *Alphitophagus plagiatus*: M. T. Chûjô, 1966, Jour. Fac. Agr., Kyushu Univ., 14(1): 14.

*Spec. exam.* : 1 ex., Ishigaki Is., xi.-xii. 1952, G. E. Bohart leg. ; 10 exs., Tarogawa, Ishigaki Is., 17. iii. 1964, Y. Miyatake leg.; 4 exs., Hoshino, Ishi-

TENEBRIONIDAE OF THE NANSEI ISLANDS

gakijima, Nansei Is., Japan, 19. iv. 1973, Coll. H. Irie.

†25. *Leptoscapa unifasciata* Kaszab, 1964

*Spec. exam.* : 2 exs., Mt. Omoto, Ishigaki I., Ryukyus, 7. iv. 1975, Coll. H. Irie.

†26. *Eutochia lateralis* (Boheman, 1858)

*Spec. exam.* : 1 ex., Arakawa, Ishigaki I., Ryukyus, 7. vi. 1974, H. Makihara leg. ; 6 exs.(at light), Mt. Banna, Ishigaki I., Ryukyus, 14. vi. 1974, H. Makihara leg.; 1 ex.(at light), Botanical Garden, Banna, Ishigaki I., Ryukyus, 14. vi. 1974, H. Makihara leg. ; 3 exs.(at light), Mt. Banna, Ishigaki I., Ryukyus, 15. vi. 1974, H. Makihara leg. ; 1 ex. (at light), Mt. Banna, Ishigaki I., Ryukyus, 16. vi. 1974, H. Makihara leg.; 1 ex., Kannondo, Ishigaki I., Ryukyus, 19. vi. 1974, H. Makihara leg.; 4 exs. (at light), Ishigaki City, Ryukyus, 23. v. 1975, H. Makihara leg.; 1 ex., Botanical Garden, Banna, Ishigaki I., Ryukyus, 24. v. 1975, H. Makihara leg.; 2 exs.(at light), Mt. Banna, Ishigaki I., Ryukyus 24. v. 1975, H. Makihara leg.; 13 exs.(at light), Ishigaki City, Ryukyus, 28. v. 1975, H. Makihara leg.

†27. *Hypophloeus (Paraphloeus) amamiensis* Kaszab, 1964

*Spec. exam.* : 1 ex., Yoshihara, Ishigaki, 15. x. 1963, K. Morimoto leg. ; 1 ex., Mt. Banna, Ishi., Ryukyu Is., 24. viii. 1969, H. Makihara leg. ; 1 ex., Mt. Banna, Ishi., Ryukyu Is., 30. viii. 1969, H. Makihara leg.

†28. *Hypophloeus (Paraphloeus) gentilis* (Lewis, 1894)

*Spec. exam.*: 7 exs. (U.S.-Jap. Co-op. Sci. Programme) (under bark), Mt. Omoto 100–526 m, Ishigaki I., Ryukyu Is., 17. xi. 1963, G. A. Samuelson leg. ; 1 ex.(U. S.-Jap. Co-op. Sci. Programme) (beating), Mt. Omoto 100–526 m, Ishigaki I., Ryukyu Is., 17. xi. 1963, G. A. Samuelson leg. ; 1 ex., Mt. Banna, Ishi., Ryukyu Is., 7-9. ix. 1969, H. Makihara leg.

†29. *Hypophloeus (Stenophloeus) analis* Gebien, 1913

*Spec. exam.* : 1 ex. (U.S.-Jap. Co-op. Sci. Programme), Ishigaki I., Ryukyu Is., 21. v. 1964, T. Takara leg.

TENEBRIONINI

†30. *Encyalesthus nitidipennis* Fairmaire, 1898

*Spec. exam.*: 1 ex., Mt. Omoto-dake, Ishigakijima, Nansei Is., Japan, 13. iv. 1973, Coll. H. Irie; 3 exs., Hoshino, Ishigakijima, Nansei Is., Japan, 19. iv. 1973, Coll. H. Irie ; 3 exs. (at light), Mt. Banna, Ishigaki I., Ryukyus, 12. iv. 1974, H. Makihara leg.; 1 ex., Mt. Omoto, Ishigaki Is., 17. v. 1974, H. Hiramatsu leg. ; 1 ex.(from decayed wood), Botanical Garden, Banna, Ishigaki I., Ryukyus, 22. x. 1974, K. Ohara leg.(emerged: 8. ii. 1975).

†31. *Menophilus arciscelis* Marseul, 1876

*Spec. exam.* : 4 exs., Mt. Banna, Ishi., Ryukyu Is., 7-9. ix. 1969, H. Makihara leg. ; 1 ex., Mt. Banna, Ishigaki, Ryukyu, 30. vi. – 4. vii. 1970, H. Makihara leg. ; 1 ex., Mt. Omoto, Ishigakijima, Nansei Is., Japan, 14. iv. 1973, Coll. H.



Irie; 1 ex., Mt. Banna, Ishigaki I., Ryukyus, 8. v. 1974, J. Okuma leg. ; 1 ex. (at light), Mt. Banna, Ishigaki I., Ryukyus, 16. vi. 1974, H. Makihara leg.; 2 exs.(at light), Mt. Banna, Ishigaki I., Ryukyus, 25. vi. 1974, H. Makihara leg.

†32. **Toxicum funginum** Lewis, 1894

*Spec. exam.* : 1 ex.(at light), Mt. Banna, Ishigaki I., Ryukyus, 12. iv. 1974, H. Makihara leg. ; 1 ex.(at light), Mt. Banna, Ishigaki I., Ryukyus, 13. iv. 1974, H. Makihara leg. ; 1 ex., Yoshihara-Arakawa, Ishigakijima, Nansei Is., Japan, 22. v. 1974, Coll. H. Irie ; 1 ex.(at light), Arakawa, Ishigaki I., Ryukyus 11. vi. 1974, H. Makihara leg. ; 2 exs.(at light), Mt. Banna, Ishigaki I., Ryukyus, 14. vi. 1974, H. Makihara leg. ; 1 ex.(at light), Botanical Garden, Banna, Ishigaki I., Ryukyus, 14. vi. 1974, H. Makihara leg.

33. **Cryphaeus satoi** Kaszab, 1964

*Spec. exam.* : 3 exs., Arakawa, Ishigaki I., Ryukyus, 18. vi. 1974, H. Makihara leg. ; 1 ex., Mt. Omoto, Ishigaki, Nansei Is., Japan, 19. iv. 1975, Coll. H. Irie.

CNODALONINI

34. **Hemicera sakishimensis** sp. nov.

Oblong-oval, comparatively strongly convex, elytra purple, with golden-green stripes on punctate-striae, other parts shining dark brown. Head sparsely punctate, clypeal suture visible, clypeus strongly transverse, preocular area not expanded but a little convex, interocular area convex, innerocular margin grooved. Eyes strongly faceted, strongly expanded outwards.

Pronotum transverse, gently convex, sparsely punctate ; front margin widely and shallowly sinuate, narrowly marginate except for middle 1/10; front corner rounded, side margin comparatively widely marginate, slightly reflexed ; hind corner obtuse; hind margin expanded basally, middle part truncate, not marginate. Scutellum very smooth, nearly triangular, each side feebly, roundly expanded. Elytra strongly convex, punctate-striate, interstices feebly convex, very sparsely aciculate ; base very slightly wider than base of pronotum, shoulder obtuse, side margin narrowly but wholly marginate, gently expanded, widest at 1/2, apex rounded.

Antennae reaching middle coxae, apical 6 segments make loose club, relative length of each segment (base to apex) = 8 : 4 : 8 : 5 : 5 : 6 : 6 : 7 : 6 : 6 : 10, 8th to terminal one nearly equal to each other in width, terminal one orbicular. Maxillary palpus comparatively strongly securi-formed. Gena sparsely carved. Prosternum weakly rugose ; prosternal process boat-shaped, median 1/3 shallowly depressed, apex a little obtuse; propleura with several longitudinal lines; mesosternum very roughly carved, with sparse, long and yellow hairs ; protuberance wide and deep; metasternum sparsely but strongly punctate at sides. First to 3rd visible abdominal sternites with dense and longitudinal lines, median 1/3 sparsely punctate; penultimate sternum very sparsely punctate, with longitudinal lines on sublateral portions; anal one very sparsely punctate.




Fig. 2. *Hemicera sakishimensis* sp. nov.

Every femur comparatively thick, weakly flattened, sparsely aciculate, every acicula with extremely short hairs. Front tibiae with very narrow and longitudinal ridges, sparsely punctate, with yellow and brushy hairs. Front tarsi with dense, brushy and yellow hairs on sole, 1st to penultimate segments nearly equal to each other in length, terminal one a little shorter than the others put together.

Length : 4.5-8. Omm. Width: 2.5-4.2 mm.

*Distribution* : Sakishima Group : Miyakojima Island, Ishigakijima Island, Iriomotejima Island & Yonakunijima Island.

*Type material*: Holotype ♂ (Type No. 2104, Kyushu Univ.), Arakawa, Ishigaki I., Ryukyus, 7. vi. 1974, H. Makihara leg. Paratopotypes: 7♂♂ & 4♀♀, same data as holotype; 3♀♀, 18. vi. 1974, H. Makihara leg. ; ♂ & ♀, 26. vi. 1974, H. Makihara leg. Paratypes: MIYAKOJIMA I. : 2♂♂ & 2♀♀, Hirara, Miyako I., Ryukyus, 1. vi. 1975, H. Makihara leg. ISHIGAKIJIMA I.: ♂, Mt. Omoto, Ishigaki I., Ryukyus, 9. vii. 1970, H. Makihara leg. ; ♀, Tohro Riv., Ishigaki Is., 29. iii. 1973, Leg. I. Matoba; ♀ (at light), Mt. Banna, Ishigaki I., Ryukyus, 8. iv. 1974, H. Makihara leg. ; ♂, Mt. Banna, Ishigaki I., Ryukyus, 10. iv. 1974, H. Makihara leg.; 2♀♀, Mt. Omoto, Ishigaki I., Ryukyus, 12. iv. 1974, H. Makihara leg. ; ♂ (at light), Mt. Banna, Ishigaki I., Ryukyus, 12. iv. 1974, H. Makihara leg. ; 2♂♂ & ♀, Yoshihara, Ishigaki I., Ryukyus, 28. v. 1975, H. Makihara leg. IRIOMOTEJIMA I.: 3♂♂ & ♀, Otomi, Iriomote, Ryukyu Is., 12. iv. 1969, H. Makihara leg. ; ♀, Shirahama, Iri., Ryukyu Is., 31. viii. - 5. ix. 1969, H. Makihara leg. ; ♀, Nakara River, Iriomote, Ryukyu, 25-28. vi. 1970, H. Makihara leg. ; ♀, Ohara - Mt. Goza, Iriomote I., Ryukyus, 23. vi. 1974, H. Makihara leg. ; 2♂♂ & ♀, Kampire Fall, Iriomote, Ryukyu, 26. v. 1975, H. Makihara leg.

YONAKUNIJIMA I.: 2♂♂ & 2♀♀, Sonai, Yonakuni, Ryukyu Is., 25-29. viii. 1969, H. Makihara leg. ; 3♂♂ & 2♀♀, Sonai -Mt. Urabu, Yonaguni I., Ryukyus, 9. vi. 1974, H. Makihara leg.

**Type depository:** Holotype is preserved in the Entomological Laboratory, Faculty of Agriculture, Kyushu University.

*Specimens examined other than the type material:* Miyakojima I., 4♂♂ & 2♀♀; Ishigakijima I., 38♂♂ & 35♀♀; Iriomotejima I., 21♂♂ & 23♀♀; Yonakunijima I., 26♂♂ & 11♀♀.

This species is related to *H. alternata* Gebien, 1913, from Formosa, but is easily separated from the latter through the following characters:

*H. alternata* Gebien

Body much larger, front margin of clypeus widely sinuate, punctate-striae very fine, interstices nearly flat, visible abdominal sternites very finely and sparsely aciculate.

*H. sakishimensis* sp. nov.

Body much smaller, front margin of clypeus nearly straight, punctate-striae not so fine, interstices very weakly convex, visible abdominal sternites strongly but sparsely punctate.

†35. *Hemicera zigzaga* Marseul, 1876

*Spec. exam.:* 1 ex., Yoshihara, Ishigaki, 15. x. 1963, K. Morimoto leg.; 1 ex., Mt. Banna, Ishi., Ryukyu Is., 29. iv. 1969, H. Makihara leg. ; 7 exs., Mt. Banna, Ishi., Ryukyu Is., 24. viii. 1969, H. Makihara leg.; 1 ex., Mt. Banna, Ishi., Ryukyu Is., 30. viii. 1969, H. Makihara leg.; 2 exs., Mt. Banna, Ishi., Ryukyu Is., 7-9. ix. 1969, H. Makihara leg.; 1 ex., Mt. Banna, Ishigaki, Ryukyu, 20-22. vi. 1970, H. Makihara leg. ; 2 exs. (night), Mt. Banna, Ishigaki, Ryukyu, 20-22. vi. 1970, H. Makihara leg. ; 7 exs., Mt. Banna-dake, Is. Ishigaki, 31. viii. 1970, Coll. M. Chūjō; 1 ex., Mt. Omoto, Ishigaki I., Ryukyus, 1. vii. 1972, M. Hayashi leg. ; 3 exs., Hoshino, Ishigakijima, Nansei Is., Japan, 19. iv. 1973, Coll. H. Irie ; 1 ex., Mt. Banna, Ishigaki I., Ryukyus, 28. iii. 1974, K. Kusama leg. ; 3 exs.(at light), Mt. Banna, Ishigaki I., Ryukyus, 3. iv. 1974, H. Makihara leg. ; 3 exs., Mt. Banna, Ishigaki I., Ryukyus, 9. iv. 1974, K. Kusama leg. ; 5 exs.(at light), Mt. Banna, Ishigaki I., Ryukyus, 9. iv. 1974, H. Makihara leg. ; 2 exs., Mt. Banna, Ishigaki I., Ryukyus, 10. iv. 1974, K. Kusama leg. ; 1 ex.(at light), Mt. Banna, Ishigaki I., Ryukyus, 12. iv. 1974, H. Makihara leg. ; 3 exs.(at light), Mt. Banna, Ishigaki I., Ryukyus, 13. iv. 1974, H. Makihara leg. ; 1 ex., Mt. Omoto, Ishigaki I., 1. vi. 1974, M. Sato leg. ; 6 exs., Arakawa, Ishigaki I., Ryukyus, 7. vi. 1974, H. Makihara leg. ; 1 ex., Botanical Garden, Banna, Ishigaki I., Ryukyus, 10. vi. 1974, H. Makihara leg.; 4 exs., Botanical Garden, Banna, Ishigaki I., Ryukyus, 12. vi. 1974, H. Makihara leg. ; 2 exs.(at light), Mt. Banna, Ishigaki I., Ryukyus, 14. vi. 1974, H. Makihara leg. ; 1 ex., Botanical Garden, Banna, Ishigaki I., Ryukyus, 15. vi. 1974, H. Makihara leg. ; 1 ex.(at light), Mt. Banna, Ishigaki I., Ryukyus, 15. vi. 1974, H. Makihara leg.; 1 ex., Arakawa, Ishigaki I., Ryukyus, 18. vi. 1974, H. Makihara leg. ; 3 exs.(at light), Mt. Banna, Ishigaki I., Ryukyus, 18. vi. 1974, H. Makihara leg. ; 2 exs.(at light), Mt. Banna, Ishigaki I., Ryukyus, 19. vi. 1974, H. Makihara leg.; 4 exs. (at light), Mt. Banna, Ishigaki I., Ryukyus, 25. vi. 1974, H. Makihara leg. ; 1 ex. (at light), Mt. Banna, Ishigaki I., Ryukyus, 26. vi. 1974, H. Makihara leg. ; 7 exs. (at light), Mt. Banna, Ishigaki I., Ryukyus, 20. v. 1975, H. Makihara leg. ; 3 exs.(at light),

Mt. Banna, Ishigaki I., Ryukyus, 23. v. 1975, H. Makihara leg.; 2 exs.(at light), Mt. Banna, Ishigaki I., Ryukyus, 24. v. 1975, H. Makihara leg. ; 1 ex., Hirakubo, Ishigaki I., Ryukyus, 28. v. 1975, H. Makihara leg. ; 1 ex.(at light), Mt. Banna, Ishigaki I., Ryukyus, 28. v. 1975, H. Makihara leg.

†36. *Plamius yaeyamensis* Nakane, 1968

*Spec. exam.* : 1 ex., Bannadake, Ishigakijima, 1. vii. 1934, T. Esaki leg.; 1 ex., Nagura, Ishigaki I., Ryukyus, 2. ix. 1962, M. T. Chûjô leg. ; 3 exs.(malaise trap), Banna 70 m, Ishigaki I., S. Ryukyu Is., 20. v. 1964, J. L. Gressitt leg. ; 1 ex. (malaise trap), Omoto-dake 100–250 m, Ishigaki I., S. Ryukyu Is., 22. v. 1964, J. L. Gressitt leg.; 1 ex., Mt. Banna, Ishi., Ryukyu Is., 29. iv. 1969, H. Makihara leg.; 7 exs., Mt. Banna, Ishi., Ryukyu Is., 30. iv. 1969, H. Makihara leg. ; 8 exs.(night), Mt. Banna, Ishigaki, Ryukyu, 20-22. vi. 1970, H. Makihara leg. ; 2 exs., Mt. Omoto, Ishigaki, Ryukyu, 9. vii. 1970, H. Makihara leg. ; 2 exs., Mt. Omoto, Ishigaki, Ryukyu, 10. vii. 1970, H. Makihara leg.; 1 ex., Hoshino, Ishigakijima, Nansei Is., Japan, 19. iv. 1973, Coll. H. Irie; 3 exs., Arakawa, Ishigaki I., Ryukyus, 7. vi. 1974, H. Makihara leg.; 6 exs., Botanical Garden, Banna, Ishigaki I., Ryukyus, 10. vi. 1974, H. Makihara leg. ; 1 ex., Arakawa, Ishigaki I., Ryukyus, 11. vi. 1974, H. Makihara leg.; 1 ex., Mt. Omoto, Ishigaki I., Ryukyus, 12. vi. 1974, H. Makihara leg. ; 1 ex., Botanical Garden, Banna, Ishigaki I., Ryukyus, 14. vi. 1974, H. Makihara leg. ; 1 ex., Botanical Garden, Banna, Ishigaki I., Ryukyus, 15. vi. 1974, H. Makihara leg. ; 4 exs., Mt. Omoto, Ishigaki I., Ryukyus, 16. vi. 1974, H. Makihara leg. ; 3 exs., Arakawa, Ishigaki I., Ryukyus, 18. vi. 1974, H. Makihara leg.; 7 exs., Mt. Omoto, Ishigaki I., Ryukyus, 20. vi. 1974, H. Makihara leg.; 4 exs.(at light), Mt. Banna, Ishigaki I., Ryukyus, 25. vi. 1974, H. Makihara leg. ; 3 exs., Mt. Omoto, Ishigaki I., Ryukyus, 27. vi. 1974, H. Makihara leg. ; 2 exs., Mt. Omoto, Ishigaki I., Ryukyus, 20. v. 1975, H. Makihara leg.; 1 ex., Botanical Garden, Banna, Ishigaki I., Ryukyus, 24. v. 1975, H. Makihara leg., 1 ex., Yonehara, Ishigaki I., Ryukyus, 28. v. 1975, H. Makihara leg.

37. *Phaedis (Phaedis) magnipunctatus* M. T. Chûjô, 1966

*Spec. exam.* : 1 ex., Yoshihara, Ishigaki, 15. x. 1963, K. Morimoto leg.; 1 ex., Top of Mt. Omoto, Ishigaki I., 14. iv. 1974, H. Makihara leg. ; 1 ex., Omoto Vill., Ishigaki I., 14. iv. 1974, H. Makihara leg. ; 1 ex.(at light), Mt. Banna, Ishigaki I., Ryukyus, 14. iv. 1974, H. Makihara leg. ; 6 exs., Arakawa, Ishigaki I., Ryukyus, 7. vi. 1974, H. Makihara leg.; 1 ex., Botanical Garden, Banna, Ishigaki I., Ryukyus, 12. vi. 1974, H. Makihara leg. ; 3 exs., Arakawa, Ishigaki I., Ryukyus, 18. vi. 1974, H. Makihara leg. ; 1 ex., Arakawa, Ishigaki I., Ryukyus, 26. vi. 1974, H. Makihara leg.; 2 exs., Mt. Omoto, Ishigaki I., Ryukyus, 27. vi. 1974, H. Makihara leg.

38. *Phaedis (Phaedis) marmoratus* sp. nov.

Oblong-oval, moderately convex, shining black, elytra iridescent. Head coarsely punctate, front margin of clypeus shallowly sinuate, clypeal suture deep at oblique part, preocular area not expanded, narrower than eyes, eyes transverse, innerocular groove very deep, post ocular area strongly narrowed towards neck, interocular area continuously convex to neck. Antennae short,

not reaching basal margin of pronotum, 7th to terminal segment depressed and make loose club.

Pronotum transverse, slightly convex, sparsely but strongly punctate ; front margin marginate at each 1/3 of both sides, middle 1/3 not marginate; front corner rounded; side margin narrowly marginate and slightly reflexed, roundly expanded, but very shallowly sinuate near hind corner as hind corner weakly prominent outwards; hind corner obtuse ; basal margin wholly marginate, faintly bisinuate. Scutellum nearly triangular, sparsely punctate. Elytra strongly convex, striate-punctures large and deep, interstices very feebly convex, sparsely aciculate ; basal margin biarcuate, faintly marginate, shoulder widely rounded, sides narrowly but wholly marginate.

Maxillary palpus strongly securi-formed. Gular to gena strongly and roughly carved. Prosternum rugose, prosternal process slightly widened at inter-coxal area, from there nearly horizontal to apex, median line widely grooved, apex gently rounded. Propleura smooth at marginal half, coxal half rugose. Mesonotum strongly rugose, V-shaped receptor of prosternal process wide and comparatively shallow. Metanotum sparsely punctate, irregularly rugose. First to 3rd visible abdominal sternites very strongly and densely punctate, penultimate and terminal ones weakly and sparsely punctate.




Fig. 3. *Phaedis (Phaedis) marmoratus* sp. nov.

Front femur thick, with thin but large dental process projecting forwards at 2/3 from base. Front comparatively simple, roughly punctate, very gently thickened towards apex. Front tarsi with golden brushy hairs on sole. First hind tarsal segment nearly equal to 2nd and penultimate one put together in length, 2nd as long as penultimate one, terminal one a little shorter than 1st

to penultimate one put together.

Length : 10.6-12.5 mm. Width: 4.8-5.6 mm.

*Distribution*: Ishigakijima Island & Iriomotejima Island.

*Type material*: Holotype ♂ (Type No. 2105, Kyushu Univ.), Kampire-Fall, Iriomotejima, Nansei Is., Japan, 22. iv. 1973, Coll. H. Irie. Paratopotypes: ♂ & ♀, 7. iv. 1973, Coll. H. Irie. Paratypes: ♀, Shirahama, Iriomotejima, Nansei Is., Japan, 4. x. 1963, K. Morimoto leg.; 2♀♀, Shirahama, Iri., Ryukyu Is., 31. viii. - 5. ix. 1969, H. Makihara leg.; 2♀♀, Nakara River, Iriomote, Ryukyu, 25-28. vi. 1970, H. Makihara leg.; ♀, Shirahama, Iriomotejima, Nansei Is., Japan, 9. iv. 1973, Coll. H. Irie; ♀, Arakawa, Ishigaki I., Ryukyus, 18. vi. 1974, H. Makihara leg.; ♀, Mt. Omoto, Ishigaki I., Ryukyus, 20. v. 1975, H. Makihara leg.; ♂, Omoto, Ishigaki Is., 2. v. 1976, T. Takahashi leg.

*Type depository*: Holotype is preserved in the Entomological Laboratory, Faculty of Agriculture, Kyusyu University.

This species is closely related to *P. (P.) iridipennis* Gebien, 1913, from the Philippines, but easily be distinguished from the latter through the following characters :

***P. iridipennis*** Gebien

Body a little larger, legs bluish green, both sides of abdomen gold, pronotum nearly as broad as elytra, interstices nearly flat, tibiae nearly straight.

***P. marmoratus*** sp. nov.

Body a little smaller, wholly shining black except for elytra, pronotum much narrower than elytra, interstices slightly convex, tibiae weakly, roundly bent inwards.

†39. ***Metaclisa nagaii*** Nakane, 1968

*Spec. exam.* : 1 ex.(at light), Mt. Banna, Ishigaki I., Ryukyus, 24. v. 1975, H. Makihara leg.; 1 ex., Mt. Omoto, Ishigaki I., Ryukyus, 29. v. 1975, H. Makihara leg.

†40. ***Obriomaia palpalis palpaloides*** Nakane, 1963

*Spec. exam.* : 4 exs., Mt. Banna, Ishi., Ryukyu Is., 30. iv. 1969, H. Makihara leg.; 2 exs., Mt. Banna, Ishigaki, Ryukyu, 20-22. vi. 1970, H. Makihara leg.; 2 exs., Mt. Banna, Ishigaki, Ryukyu, 30. vi. - 4. vii. 1970, H. Makihara leg.; 1 ex., Mt. Omoto, Ishigaki, Ryukyu, 11. vii. 1970, H. Makihara leg.; 1 ex., Hoshino, Ishigakijima, Nansei Is., Japan, 19. iv. 1973, Coll. H. Irie; 1 ex., Arakawa, Ishigaki I., Ryukyus, 7. vi. 1974, H. Makihara leg.; 1 ex., Botanical Garden Banna, Ishigaki I., Ryukyus, 12. vi. 1974, H. Makihara leg.; 1 ex., Botanical Garden, Banna, Ishigaki I., Ryukyus, 14. vi. 1974, H. Makihara leg.; 2 exs.(at light), Mt. Banna, Ishigaki I., Ryukyus, 14. vi. 1974, H. Makihara leg.; 2 exs.(at light), Mt. Banna, Ishigaki I., Ryukyus, 16. vi. 1974, H. Makihara leg.; 3 exs.(at light), Mt. Banna, Ishigaki I., Ryukyus, 18. vi. 1974, H. Makihara leg.; 3 exs.(at light), Mt. Banna, Ishigaki I., Ryukyus, 25. vi. 1974, H. Makihara leg.; 1 ex.(at light), Mt. Banna, Ishigaki I., Ryukyus, 26. vi. 1974, H. Makihara leg.

†41. ***Obriomaia rufiventris*** Kaszab, 1964

*Spec. exam.* : 2 exs., Mt. Banna-dake, Ishigaki I., Nansei Is., Japan, 2. vi. 1975, T. Tsutsumi leg.

42. ***Pseudonautes purpurivittatus*** (Marseul, 1876)

*Spec. exam.* : 1 ex., Mt. Banna, Ishi., Ryukyu Is., 29. iv. 1969, H. Makihara leg. ; **9 exs.**, Mt. Banna, Ishi., Ryukyu Is., 30. iv. 1969, H. Makihara leg. ; **3 exs.** Mt. Banna, Ishigaki, Ryukyu, 20-22. vi. 1970, H. Makihara leg. ; 2 exs., Mt. Omoto, Ishigaki, Ryukyu, 10. vii. 1970, H. Makihara leg. ; 1 ex., Hoshino, Ishigakijima, Nansei Is., Japan, 19. iv. 1973, Coll. H. Irie; 1 ex., Ishigaki City, Ishigaki I., Ryukyus, 14. iv. 1974, H. Makihara leg. ; 1 ex. (at light), Mt. Omoto, Ishigaki I., Ryukyus, 16. v. 1974, H. Makihara leg. ; 2 exs., Mt. Omoto, Ishigaki I., 29. v. 1974, M. Sato leg.; 5 exs., Botanical Garden, Banna, Ishigaki I., Ryukyus, 10. vi. 1974, H. Makihara leg.; 1 ex.(light trap), Mt. Banna, Ishigaki I., Ryukyus, 10. vi. 1974, H. Makihara leg. ; 1 ex.(malaise trap), Botanical Garden Banna, Ishigaki I., Ryukyus, 10-27. vi. 1974, H. Makihara leg. ; 2 exs., Arakawa, Ishigaki I., Ryukyus, 11. vi. 1974, H. Makihara leg.; 1 ex., Botanical Garden, Banna, Ishigaki I., Ryukyus, 12. vi. 1974, H. Makihara leg.; 2 exs., Botanical Garden, Banna, Ishigaki I., Ryukyus, 14. vi. 1974, H. Makihara leg.; 1 ex., Botanical Garden, Banna, Ishigaki I., Ryukyus, 15. vi. 1974, H. Makihara leg.; 2 exs.(at light), Mt. Banna, Ishigaki I., Ryukyus, 16. vi. 1974, H. Makihara leg.; 2 exs.(at light), Ishigaki I., Ryukyus, 18. vi. 1974, H. Makihara leg. ; 1 ex.(at light), Mt. Banna, Ishigaki I., Ryukyus, 19. vi. 1974, H. Makihara leg. ; 3 exs. (at light), Mt. Banna, Ishigaki I., Ryukyus, 25. vi. 1974, H. Makihara leg. ; 3 exs., Mt. Omoto, Ishigaki I., Ryukyus, 20. v. 1975, H. Makihara leg. ; 1 ex.(at light), Mt. Banna, Ishigaki I., Ryukyus, **21. v.** 1975, H. Makihara leg. ; 2 exs., Mt. Omoto, Ishigaki I., Ryukyus, 29. v. 1975, H. Makihara leg.; 1 ex., Botanical Garden, Ishigaki I., Ryukyus, 29. v. 1975, H. Makihara leg.

#### 43. *Campsiomorpha imperialis* Fairmaire, 1903

*Spec. exam.* : 2 exs., Mt. Omoto, Is. Ishigaki, 16. vii. 1964, N. Ohbayashi leg.; 1 ex., Mt. Kabira, Ishigaki I., 29. vi. 1964, S. Ishida leg.; 3 exs., Mt. Banna, Ishi., Ryukyu Is., 24. viii. 1969, H. Makihara leg.; 15 exs., Mt. Banna, Ishigaki, Ryukyu, 20-22. vi. 1970, H. Makihara leg.; 10 exs., Mt. Banna, Ishigaki, Ryukyu, 30. vi. - 4. vii. 1970, H. Makihara leg. ; 1 ex., Mt. Omoto-dake, Is. Ishigaki, 24. viii. 1970, Coll. M. Chûjô; 10 exs.(at light), Mt. Omoto-dake, Ishigaki, 31. viii. 1970, M. Yamamoto leg. ; 1 ex., Mt. Omoto, Ishigaki I., Ryukyus, 11. vii. 1972, H. Makihara leg. ; 1 ex., Botanical Garden, Banna, Ishigaki I., Ryukyus, 10. vi. 1974, H. Makihara leg.; 2 exs., Botanical Garden, Banna, Ishigaki I., Ryukyus, 15. vi. 1974, H. Makihara leg. ; 1 ex.(at light), Mt. Banna, Ishigaki I., Ryukyus, 15. vi. 1974, H. Makihara leg. ; 1 ex., Mt. Omoto, Ishigaki I., Ryukyus, 20. vi. 1974, H. Makihara leg. ; 1 ex., Mt. Omoto, Ishigaki I., Ryukyus, 25. vi. 1974, H. Makihara leg.; 1 ex., Mt. Omoto, Ishigaki I., Ryukyus, 27. vi. 1974, H. Makihara leg. ; 1 ex., Mt. Banna-dake, Ishigaki I., Nansei Is., Japan, 2. vi. 1975, T. Tsutsumi leg.

#### HELOPINI

#### †44. *Tarpela amamiensis* Kaszab, 1964

*Spec. exam.*: 1 ex., Mt. Omoto, Ishigakijima, Nansei Is., Japan, 14. iv. 1973, Coll. H. Irie; 2 exs., Yoshihara-Yonehara, Ishigakijima, Nansei Is., Japan, 18. iv, 1973, Coll. H. Irie; 1 ex., Mt. Omoto-dake, Ishigakijima, Nansei Is., Ja-

pan, 25. iv. 1974, Coll. H. Irie; 1 ex., Yoshihara-Arakawa, Ishigakijima, Nansei Is., Japan, 27. iv. 1974, Coll. H. Irie.

†45. **Tarpela brunnea konsi** Nakane, 1963

*Spec. exam.* : 1 ex., Mt. Omoto, Ishigakijima, Nansei Is., Japan, 3. iv. 1973. Coll. H. Irie; 1 ex., Mt. Omoto, Ishigaki I., Ryukyus, 9. iv. 1975, Coll. H. Irie.

AMARYGMINI

46. **Amarygmus callichromus** Fairmaire, 1897

*Spec. exam.* : 1 ex., Tshigakijima, 23. ix. 1936, T. Masaki leg.; 1 ex., Ishigaki I., Ryukyu Is., xi.-xii. 1952, G. E. Bohart leg.; 1 ex., Hoshino, Tshigaki Is., Ryukyus, 13. iv. 1963, K. Nozato leg.; 2 exs., Taro-gawa, Ishigakijima, Ryukyus 17. iii. 1964, Y. Miyatake leg.; 1 ex., Takeda, Is. Ishigakijima, Ryukyus, 4. iv. 1968, Y. Arita leg.; 2 exs., Mt. Banna, Ishi., Ryukyu Is., 7-9. ix. 1969, H. Makihara leg.; 4 exs., Hoshino, Ishigakijima, Nansei Is., Japan, 19. iv. 1973, Coll. H. Irie; 1 ex.(at light), Mt. Banna, Ishigaki I., Ryukyus, 13. iv. 1974, H. Makihara leg.; 1 ex., Arakawa, Ishigaki I., Ryukyus, 7. vi. 1974, H. Makihara leg.; 1 ex., Botanical Garden, Banna, Ishigaki I., Ryukyus, 12. vi. 1974, H. Makihara leg.; 5 exs., Arakawa, Ishigaki I., Ryukyus, 18. vi. 1974, H. Makihara leg.; 1 ex.(at light), Ishigaki City, 23. v. 1975, H. Makihara leg.; 2 exs., Mt. Bannadake, Ishigakijima, Nansei Is., Japan, 8. vi. 1975, T. Tsutsumi leg.

47. **Plesiophthalmus fuscoenescens** Fairmaire. 1898

*Spec. exam.* : 1 ex., Mt. Omoto, Is. Ishigaki, 31. viii. 1965, S. Ishida leg.; 1 ex., Mt. Banna, Ishi., Ryukyu Is., 24. viii. 1969, H. Makihara leg.; 3 exs., Mt. Banna, Ishigaki, Ryukyu, 20-22. vi. 1970, H. Makihara leg.; 1 ex., Mt. Banna, Ishigaki, Ryukyu, 30. vi. - 4. vii. 1970, H. Makihara leg.; 2 exs., Mt. Omoto-dake, Ishigaki, 28. viii. 1970, H. Toshima leg.; 1 ex., Mt. Omoto, Ishigaki I., Ryukyus, 16. v. 1974, H. Makihara leg.; 2 exs., Arakawa, Ishigaki I., Ryukyus, 7. vi. 1974, H. Makihara leg.; 3 exs., Botanical Garden, Banna, Ishigaki I., Ryukyus, 10. vi. 1974, H. Makihara leg.; 1 ex., Arakawa, Ishigaki I., Ryukyus, 11. vi. 1974, H. Makihara leg.; 2 exs.(at light), Botanical Garden, Banna, Ishigaki I., Ryukyus, 14. vi. 1974, H. Makihara leg.; 1 ex., Mt. Omoto, Ishigaki I., Ryukyus, 20. vi. 1974, H. Makihara leg.; 1 ex., Arakawa, Ishigaki I., Ryukyus, 26. vi. 1974, H. Makihara leg.; 1 ex., Mt. Omoto, Ishigaki I., Ryukyus, 20. v. 1975, H. Makihara leg.; 1 ex., Botanical Garden, Banna, Ishigaki I., Ryukyus, 24. v. 1975, H. Makihara leg.; 2 exs., Mt. Omoto, Ishigaki I., Ryukyus, 29. v. 1975, H. Makihara leg.

†48. **Elixota iridicollis** Nakane, 1968

*Spec. exam.* : 1 ex., Mt. Banna, Ishigakijima, Nansei Is., Japan, 2. vi. 1972, Coll. H. Irie; 1 ex.(at light), Mt. Banna, Ishigaki I., Ryukyus, 24. v. 1975. H. Makihara leg.

STRONGY LIINI

49. **Strongylium cultellatum** Mäklin, 1864



*Spec. exam.* : 1 ex., Mt. Banna, Ishi., Ryukyu Is., 1. v. 1969, H. Makihara leg.; **1 ex.**, Mt. Banna, Ishigaki, Ryukyu, 30. vi. – 4. vii. 1970, H. Makihara leg. ; 1 ex., Yoshihara--Yonehara, Ishigakijima, Nansei Is., Japan, 18. iv. 1973, Coll. H. Irie; 1 ex., Yoshihara-Arakawa, Ishigakijima, Nansei Is., Japan, 27. iv. 1974, Coll. H. Irie; 2 exs., Arakawa, Ishigaki I., Ryukyus, 7. vi. 1974, H. Makihara leg. ; 3 exs., Botanical Garden, Banna, Ishigaki I., Ryukyus, 12. vi. 1974, H. Makihara leg. ; 2 exs., Botanical Garden, Banna, Ishigaki I., Ryukyus, 14. vi. 1974, H. Makihara leg. ; 1 ex., Botanical Garden, Banna, Ishigaki I., Ryukyus, 15. vi. 1974, H. Makihara leg. ; 1 ex., Mt. Omoto, Ishigaki I., Ryukyus, 20. vi. 1974, H. Makihara leg. ; **2 exs.**(at light), Mt. Banna, Ishigaki I., Ryukyus, 25. vi. 1974, H. Makihara leg.; 1 ex., Mt. Omoto, Ishigaki I., Ryukyus, 27. vi. 1974, H. Makihara leg. ; 1 ex., Botanical Garden, Banna, Ishigaki I., Ryukyus, 24. v. 1975, H. Makihara leg. ; 2 exs., Yoshihara, Ishigaki I., Ryukyus, 28. v. 1975, H. Makihara leg. ; 1 ex., Mt. Banna-dake, Ishigaki I., Nansei Is., Japan, 2. vi. 1975, T. Tsutsumi leg. ; 1 ex., Omoto, Ishigaki Is., 6. vii. 1975, T. Takahashi leg.

#### Acknowledgements

I wish to express my appreciation to Prof. Y. Hirashima, the head of Hikosan Biological Laboratory, for making this study possible and for his kind advice in the preparation of the manuscript. Also, I express my cordial thanks to Prof. Emeritus K. Yasumatsu, Prof. T. Shirôzu and Assoc. Prof. K. Morimoto of Kyushu University for their continual kind guidance. Particular thanks are due to Prof. Emeritus M. Chûjô of Kagawa University for his various help to my study. My sincere thanks are also due to Mr. T. Shibata of Osaka, Mr. H. Makihara of Kyushu University and Mr. H. Irie of Fukuoka who kindly gave me so valuable Ryukyuan tenebrionid specimens.