

Activity Report of Asia-Pacific Medical Network Project in Kyushu University Hospital : Vol.7

Shimizu, Shuji
Kyushu University Hospital

Nakashima, Naoki
Kyushu University Hospital

<https://doi.org/10.15017/19699>

出版情報 : Activity Report of Asia-Pacific Medical Network Project in Kyushu University
Hospital. 7, 2011-03. TEMDEC事務局
バージョン :
権利関係 :

5. Event Report

1) Programs

#220 Demonstration of Endoscopic Teleconference with DVTS at TNC 2010 2010.6.3

Multi-connection of European and African endoscopic centers with DVTS

Demonstration of endoscopic teleconference with DVTS at TNC2010

Date: June 3rd (Thu) 12:30-14:00 local time in Lithuania

(Rabat 9:30-11:00, Cairo 12:30-14:00)

Topics: Endoscopic training centers of World Gastroenterology Organization (WGO)

Main venue: TERENA Network Conference 2010, Vilnius, Lithuania

<http://tnc2010.terena.org/>

Connecting stations:

1. Reval Hotel Lietuva/ TNC2010 venue, Vilnius, Lithuania

<http://www.revalhotels.com/>

Chairperson: Shimizu S/Kyushu U/JP

Local & Network engineers:

Okamura/Kyushu U/JP, Kitamura/APAN-JP/JP

LITNET

2. Theodor Bilharz Research Institute, Cairo, Egypt

www.tbri.sci.eg/main.htm

Moderator: Ibrahim Mostafa

Local & AV engineer: Mostafa Ibrahim, Mohammad Alkady

Network engineers: Magid Sadek, Ola W Laurence/ENSTINET

3. Mohamed V Souissi University, Rabat, Morocco

<http://www.um5s.ac.ma/>

Moderator: Naima Amarani

Local engineers: Karra Mohamed, Dakka Taoufiq

Network engineer: Redouane Merrouch /MARWAN

Program (Local time in Lithuania)

12:30-12:40 (Rabat 9:30-9:40, Cairo 12:30-12:40)

Opening remarks/ Dr Shimizu

12:40-12:45 (Rabat 9:40-9:45, Cairo 12:40-12:45)

Greetings from each station

12:45-12:50 (Rabat 9:45-9:50, Cairo 12:45-12:50)

System explanation/Prof Okamura

5. Event Report
1) Programs

12:50-13:15 (Rabat 9:50-10:15, Cairo 12:50-13:15)

Presentation from Cairo

13:15-13:40 (Rabat 10:15-10:40, Cairo 13:15-13:40)

Presentation from Rabat

13:40-13:50 (Rabat 10:40-10:50, Cairo 13:40-13:50)

Discussion

13:50-14:00 (Rabat 10:50-11:00, Cairo 13:50-14:00)

Good-bye messages and Closing remarks



Multi-connection of European and African endoscopic centers with DVTS

223 Shanghai Live 2010: Gastric Surgery Live Demonstration 2010.6.25

Preparation schedule for Shanghai Live

Live demonstration and tele-lecture at Chinese Medical Association

June 25 (Fri) 8:30-12:00 China time (Japan 9:30-13:00, Thailand 7:30-11:00)

- Laparoscopic distal gastrectomy for gastric cancer from Kyushu U
- Remote presentation by a nurse at Kyushu U

Connecting stations:

1. Shanghai Jiaotong U First People's Hospital, Shanghai, China
Chairpersons: Qiu Z, Huang K
Engineer: Sun, Fu C
2. Kyushu U, Fukuoka, Japan
Operator: Nagai E
Moderators: Shimizu S, Toma H, Ueda J, Ohuchida K
Engineer: Okamura K, Torata N
3. Pramongkutklo Hospital, Bangkok, Thailand
Moderator: Piya
Engineer: Puntudis
4. Fujimoto Hayasuzu Hospital, Miyazaki, Japan
Commentator: Sakurai
Engineer: Matsumoto

Program:

- | | |
|------------|--|
| 7:30-8:00 | (JP 8:30-9:00, TH 6:30-7:00) |
| | Network connection is ready and the operative preparations are going on. |
| 8:00-8:30 | (JP 9:00-9:30, TH 7:00-7:30) |
| | Operation starts. |
| 8:30-8:40 | (JP 9:30-9:40, TH 7:30-7:40) |
| | Opening remarks: Qiu Z/Shanghai |
| 8:40-8:50 | (JP 9:40-9:50, TH 7:40-7:50) |
| | Greetings and staff introduction from each station |
| 8:50-9:00 | (JP 9:50-10:00, TH 7:50-8:00) |
| | Case presentation: Kyushu U |
| 9:00-11:15 | (JP 10:00-12:15, TH 8:00-10:15) |
| | Operation and discussion |
| | (Comments or explanation by nurse/clinical engineer may be possible.) |

11:15-11:30 (JP 12:15-12:30, TH 10:15-10:30)

Good-bye message from each station and closing remarks by Dr Qiu

11:30-12:00 (JP 12:30-13:00) Just between CN and JP with simultaneous translation

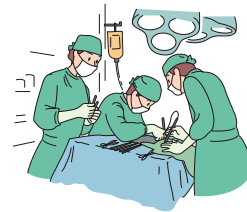
A presentation by a nurse and discussion may be possible.

Remarks:

1. Live surgery demonstration comes from Kyushu U

2. Network configuration will be illustrated and announced later by Prof Okamura.

- We use one line of DVTS, whose bandwidth is about 30Mbps.
- Images from 4 stations are controlled by Quatre, located at Kyushu U CC.
- NTSC camera or PAL/NTSC converter will be necessary at Shanghai and Pramongkutklao.
- IP sec protocol is used to protect patient privacy, using VPN router (Allied Telesis).
- A DVTS set and a router will be sent to Pramongkutklao for temporal use.
- Uni-directional microphone with on-off switch or mixer is essential to avoid echo.
- Flat monitor is preferable to have better quality of image.
- Check again with instruments necessary for DVTS set-up at all stations.



226 The 30th APAN Meeting Hanoi -Endoscopy 2010.8.10

Preparation schedule for teleconference on Endoscopy

Demonstration of Endoscopic teleconference at APAN-Hanoi

Date: August 10 (Tue) 14:00-15:30 VN/TH/ID time

(MY/HK 15:00-16:30, JP/KR 16:00-17:30, Brisbane 17:00-18:30)

Topics: "Endoscopic diagnosis: Up-to-date"

Connecting stations:

1. Melia Hanoi Hotel and Convention Center, Hanoi, Vietnam
Chairperson: Seo DW, Khien VV
Local engineers: Weicai Wang, NACESTI, Torata,
Network engineers: Bao Congxiao, Okamura
2. University of Malaya, Kuala Lumpur, Malaysia
Chairperson: Goh KL, Salam Omar, George Ho, Mostafa
Local engineers: Yoo SN,
Network engineers: Kamal, Liana
3. Chulalongkorn University Hospital, Bangkok, Thailand
Moderator: Rungsun R
Local engineers: Chakaphan, Pornarong Chotiwan
Network engineer: ThaiREN
4. Rajavithi Hospital, Bangkok, Thailand
Moderator: Thawee
Local engineers: Santi, Supot
Network engineers: ThaiREN
5. Royal Brisbane Hospital, Brisbane, Australia
Moderator: Ben Devereaux
Local engineer: Jason Andrade, Abo Elwafa Mahmoud
Network engineer: Jason, Brett
6. Prince of Wales Hospital, Chinese University of Hong Kong, HK
Moderator: James Lau
Local & AV engineers: Patrick Lam, Edmond Cheung
Network engineers: HARNET
7. National Taiwan University Hospital, Taipei, Taiwan
Moderator: Ming-Kwang Shyu
Local engineer: Chiang
Network engineer: Liu Te-Lung

8. Kyoto Second Red Cross Hospital, Kyoto, Japan

Moderator: Yasuda K, Tanaka K

Local & AV engineers: Akihiro Fujitani

Network: Tokunaga

9. University of Indonesia, Jakarta, Indonesia

Moderator: Kaka, and TBD

Local engineers: Aria, TBD

Network engineers: Basuki

10. Kyushu U Hospital, Fukuoka, Japan

Moderator: Ogino, Joshi, and Rafael

Local engineer: Yamashita, Yamanokuchi

Network: Okamura

Program

14:00-14:05 (MY/HK 15:00-15:05, JP/KR 16:00-16:05, Brisbane 17:00-17:05)

Opening remarks/ Dr Seo

14:05-14:10 (MY/HK 15:05-15:10, JP/KR 16:05-16:10, Brisbane 17:05-17:10)

Greetings from each station

14:10-14:30 (MY/HK 15:10-15:30, JP/KR 16:10-16:30, Brisbane 17:10-17:30)

Case presentation & discussion-1:

University of Malaya/Dr Goh

14:30-14:50 (MY/HK 15:30-15:50, JP/KR 16:30-16:50, Brisbane 17:30-17:50)

Case presentation & discussion-2:

Chulalongkorn University/Dr Rungsun

14:50-15:10 (MY/HK 15:50-16:10, JP/KR 16:50-17:10, Brisbane 17:50-18:10)

Case presentation & discussion-3:

National Taiwan University/Dr Wang

15:10-15:30 (MY/HK 16:10-16:30, JP/KR 17:10-17:30, Brisbane 18:10-18:30)

Case presentation & discussion-4:

Prince of Wales Hospital, CUHK/Dr Lau

15:30 (MY/HK 16:30, JP/KR 17:30, Brisbane 18:30)

Closing remarks/ Dr Khien

227 The 30th APAN Meeting Hanoi -Healthcare 2010.8.11

Preparation schedule for Remote Medical session during APAN-Hanoi

Date: August 11 (Wed) 11:00-12:30 VN time; *14:00-15:30* at Melbourne / Queensland; 13.30- 1500 in Adelaide

Main Topics: Remote Paediatric Consultations; Child with abnormal gait

Style: Clinical consultations and presentation

System: Vido/Polycom compatibles

Connecting stations:

1. Melia Hanoi Hotel and Convention Center, Hanoi, Vietnam

Chairperson: Colin Carati/AU

Local engineers: Jason, NACESTI, TEMDEC

Network engineers: Jason, NACESTI

2. NASATI, Hanoi, Vietnam

Moderator: National Hospital of Pediatrics/VN

Local engineers: Minh

Network engineers: NASATI

3. Royal Children's Hospital, Melbourne, Australia

Moderators: Warne Garry/AU, Kerr Graham/Gait Lab

Local engineers: Simon Pase

Network engineers: Jason, AARNET

4. Flinders Medical Centre, Adelaide, Australia

Chairperson: Colin Carati

Local Engineer: Jason Ritchie

5. Centre for OnLine Health, University of Queensland

Moderator: Dr Anthony Smith

Local Engineer: Dr Anthony Smith

Program:

1. Introduction by Colin Carati, Flinders University
2. Clinical consultation between Royal Children's Hospital Melbourne and National Hospital of Paediatrics, Hanoi
3. Demonstration of Gait Laboratory, RCH Melbourne (pre-recorded video clip)
4. Nigel Armfield, University of Queensland : Presentation on Neonatal Critical Care Telemedicine
5. Dr Anthony Smith, University of Queensland: Teleconsultation
6. Prof Len Gray, University of Queensland: Presentation on Telgiatrics / Aged Care

228 The 30th APAN Meeting Hanoi -Fetus Medicine 2010.8.12

Preparation Schedule for Fetus session at APAN-VN(Hanoi)

Date: August 12th (Thu) 14:00-15:35 Vietnam

15:00-16:35 Singapore/Hong Kong/Taiwan

16:00-17:35 Japan/Korea

Topics: Fetual Medicine and IFMSS2010

Connecting stations:

1. Melia Hanoi Hotel and Convention Center, Hanoi, Vietnam
Chairperson: Shimizu, Giang TB
Local engineers: NACESTI, Torata, Antoku
Network engineers: Okamura
2. National Center for Child Health and Development (NCCHD), Tokyo, Japan
Chairperson: Chiba T, Kitagawa H
Local engineers: Kobayashi R
Network engineers: Kobayashi R
3. National Taiwan University Hospital, Taipei, Taiwan
Moderator: Ming-Kwang Shyu
Local engineer: Chiang
Network engineer: Liu Te-Lung
4. National University Hospital of Singapore, Singapore
Moderator: Mahesh
Local engineer: Shawn
Network engineers: Frances, Stanley
5. Seoul National University Bundang Hospital, Seoul, Korea
Moderator: Cho
Local engineer: JungHun Lee
Network engineers: Kim SG
6. University of Hong Kong (HKU), Hong Kong, China
Moderator: Leung KY, Hui A
Local engineer: Albert TS
Network engineers: Cheng CH
7. UP Manila General Hospital, Manila, the Philippines
Moderator: Hilvano S
Local engineer: Eric
Network engineer: Bani, Denis

Program (Flexible, and subject to change)

14:00-14:05 VN (15:00-15:05 SG/HK/TW, 16:00-16:05 JP/KR)

Opening remarks/ Shimizu

14:05-14:10 VN (15:05-15:10 SG/HK/TW, 16:05-16:10 JP/KR)

Greetings from each station

14:10-14:25 JP (15:10-15:25 SG/HK/TW, 16:10-16:25 JP/KR)

Short lecture and discussion-1: Japan

14:25-14:40 VN (15:25-15:40 SG/HK/TW, 16:25-16:40 JP/KR)

Short lecture and discussion-2: Taiwan

Speaker: Dr. Tzu-hung Lin

Topic: Prenatal presentation of MCKD due to chromosomal microdeletion

14:40-14:55 VN (15:40-15:55 SG/HK/TW, 16:40-16:55 JP/KR)

Short lecture and discussion-3: Singapore

14:55-15:10 VN (15:55-16:10 SG/HK/TW, 16:55-17:10 JP/KR)

Short lecture and discussion-4: Korea

Speaker: Dr. Amelia PW Hui,

Topic: Ex- utero intrapartum management

15:10-15:25VN (16:10-16:20 SG/HK/TW, 17:10-17:20 JP/KR)

Short lecture and discussion-5: Hong Kong

Speaker: Dr. Amelia PW Hui,

Topic: Ex- utero intrapartum management

15:25-15:30VN (16:25-16:30 SG/HK/TW, 17:25-17:30 JP/KR)

Good-bye message from each station

15:30-15:35 VN (16:30-16:35 SG/HK/TW, 17:30-17:35 JP/KR)

Closing remarks/ Dr Chiba

229 The 30th APAN Meeting Hanoi -Surgery 2010.8.13

Preparation schedule for Live surgery during APAN-Hanoi

Live surgery at APAN-Hanoi

Date: August 13 (Fri) 11:00-12:30 VN and ID time

Surgical procedures: "Laparoscopic adrenalectomy"

Connecting stations:

1. Melia Hanoi Hotel and Convention Center, Hanoi, Vietnam

Chairperson: Han HS, *TBD from Vietnam*

Local engineers: NACESTI, Torata, Antoku, Chiang

Network engineers: Okamura

2. Viet Duc Hospital, Hanoi, Vietnam

Operator: Giang TB

Local engineers: Minh

Network engineers: NACESTI

3. Cho Ray Hospital, Ho Chi Minh, Vietnam

Moderator: Bich NN

Local engineers: Ni

Network engineer: NACESTI

Program

11:00-11:05

Opening remarks/ Dr Han HS

11:05-11:10

Greetings from each station

11:10-11:20

Case presentation: TBD from Viet Duc Hospital

11:20-12:20

Operation and discussion

12:20-12:25

Goodbye messages from each station

12:25-12:30

Closing remarks/ Dr Giang TB

230 The 5th Annual Meeting of Siriraj GI Endoscopy Center 2010.8.24

5th Vikit Viranuvatti Endoscopic Center Annual Meeting



The Master of Gastroenterology Management of Gastrointestinal Bleeding: Everything from Basics to Advances

Venue: Athittayadhornkithikun room (7th floor, Syamindra Building)



In cooperation with
Department of Endoscopic
Diagnostics and Therapeutics,
Kyushu University Hospital, Japan

24th August 2010

- 08:30-08:45 **Opening speech**
Prof. Udom Kachintorn
- 08:45-09:00 **Upper GI bleeding**
Initial assessment for UGIB
Dr. M.L. Taya Kitiyakara
- 09:00-09:15 **Empirical treatment before endoscopy**
Prof. Udom Kachintorn
- 09:15-09:30 **Appropriate timing of endoscopy and devices**
Dr. Nonthalee Pausawadi
- 09:30-09:50 **EGD techniques & Tricks to maximize the diagnosis (VDO)**
Dr. Thawee Ratanachu-ek
- 09:50-10:10 **Coffee break**
Nonvariceal bleeding (VDO)
- 10:15-10:30 **Injection technique**
Dr. Apichat Sangjan
- 10:30-10:45 **Thermocoagulation**
Dr. Bantha Ovaritamporn
- 10:45-11:00 **Applications of hemocliping technique**
Dr. Thawatchai Akaraviputh
- 11:00-11:20 **Advanced techniques for difficult bleeding**
Dr. Rungsun Rerknimitr
- 11:20-11:35 **Management after endoscopic interventions**
Dr. Somchai Leelakusolvong
- 11:35-11:50 **Surgery for nightmare bleeding**
Dr. Asada Methasate

- 11:50-12:50 **Lunch**
- 12:50-14:00 **Teleconference from Kyushu university (Four stations)**
Dr. Somchai Leelakusolvong
Dr. Thawatchai Akaraviputh
- 14:00-14:15 **Variceal bleeding**
Vasoactive drugs from begin to the end
Dr. Tawesak Tanwandee
- 14:15-14:30 **Balloon tamponade: Is still benefit?**
Dr. Phunchai Charatcharoenwittha
- 14:30-14:45 **Band ligation techniques: Tips & Tricks**
Dr. Wichit Srikureja (USA)
- 14:45-15:00 **Is sclerotherapy out?**
Dr. Sathaporn Manatsathi
- 15:00-15:20 **Coffee break**
- 15:20-15:35 **Glue injection for gastric varices**
Dr. Varayu Prachayakul
- 15:35-15:55 **Novel technique in endoscopic management of variceal bleeding: (EUS, stenting)**
Dr. Tiing Leong Ang (Singapore)
- 15:55-16:30 **Endoscopic Quiz**
Team
Dr. Tassanee Sriprayoon
Dr. Supot Nimanong

25th August 2010

- 08:30-08:45 **Lower GI bleeding**
Urgent or elective colonoscopy: does it matter?
Dr. Nonthalee Pausawadi
- 08:45-09:00 **How to do bowel preps in LGIB?**
Dr. Attaphon Trakransanga
- 09:00-09:20 **Colonoscopy technique: maximizes diagnosis and minimizes complications (VDO)**
Dr. Wichit Srikureja (USA)
- 09:20-09:40 **Colonoscopic Intervention techniques (VDO)**
Dr. Tiing Leong Ang (Singapore)
- 09:50-10:10 **Coffee break**
- 10:10-10:25 **Mid GI bleeding**
Capsule endoscopy (VDO)
Dr. Supot Pongprasobchai
- 10:25-10:45 **Enteroscopy (VDO)**
Dr. Somchai Leelakusolvong
- 10:45-11:05 **Radiologic diagnosis and interventions**
Dr. Walailak Chaiyasoot
- 11:05-11:20 **When & How for the Surgery?**
Dr. Darin Lohsiriwat
- 11:20-11:30 **Guidelines of the management of mid-GI bleeding**
Dr. Supot Pongprasobchai
- 11:30-11:45 **Anesthesia for GI bleeding patients**
Dr. Somchai Amnyothin
- 11:45-11:55 **Award for endoscopist talent**
Closing speech
Prof. Udom Kachintorn

For more information, please contact

Dr. Thawatchai Akaraviputh

akaraviputh@gmail.com or porntip.jinpat@gmail.com Tel. 0-2419-7282-3

24-25 August 2010



Preparation schedule for 5th Annual meeting of Siriraj GI Endoscopy Center

Teleconference on Endoscopy for Siriraj Hospital, Bangkok, Thailand

Date: Aug 24st (Tue) 12:50-14:00 Thai time

(Korea/Japan 14:50-16:00)

Topics: Management of Gastrointestinal Bleeding

Connecting stations:

1. Mahidol University Siriraj Hospital, Bangkok, Thailand

Chairpersons: Somchai, Thawatchai

Local & AV engineers: Nopphol, Veerapol

2. Hanyang U, Seoul, Korea

Presenter: Han DS

Engineers: Sungju Lee, Jung Hun

Network: Kim SG, Lee JH

3. Kyoto Second Red Cross Hospital, Kyoto, Japan

Presenter: Takuji Kawamura

Engineers: Fujitani

4. Kyushu U, Fukuoka, Japan

Moderator: Shimizu, Joshi, Ping, Ana

Engineer: Torata

Network: Okamura

Program (Thailand time)

12:50-12:55 (Korea/Japan 14:50-14:55)

Opening remarks/ Dr Somchai

12:55-13:20 (Korea/Japan 14:55-15:20)

Lecture from Japan

“Current status of endoscopic management for non-variceal upper gastrointestinal bleeding”

Dr. Takuji Kawamura

Department of Gastroenterology, Kyoto Second Red Cross Hospital

13:20-13:25 (Korea/Japan 15:20-15:25)

Q&A

13:25-13:50 (Korea/Japan 15:25-15:50)

Lecture from Korea

“Common lower GI bleeding in Korea”

Dr. Dong Soo Han

Department of Internal Medicine, Hanyang University Guri Hospital

13:50-13:55 (Korea/Japan 15:50-15:55)

Q&A

13:55-14:00 (Korea/Japan 15:55-16:00)

Closing remarks/ Dr Thawatchai

Preparations:

1. Teleconference with four stations.
2. Network configuration will be illustrated and announced by Prof Okamura.
 - We use one line of DVTS, whose bandwidth is about 30Mbps.
 - Images from 4 stations are controlled by Quatre, located at Kyushu U CC.
 - NTSC camera or PAL/NTSC converter is necessary in Thailand.
 - IP sec protocol to protect patient privacy is NOT prepared.
 - The microphones should be uni-directional with on-off switch or with a sound mixer. This is very important to avoid echoes.
 - Prepare flat monitors at each station for better quality

233 Peking Early Gastric Cancer Conference – 2 2010.9.7

The 2st Peking Early Gastric Cancer Tele-conference

Date: September 7th (Tue) 15:00-17:00 China time (16:00-18:00 Japan time)

Main topics:

1. Endoscopy
2. Pathology

Target:

To establish the standard procedure for screening and diagnosis of early gastric cancer in China

Connecting stations:

Chairpersons: Chen Jie, Lu Xinghua, Shimizu, Tanaka

1. Peking Union Medical College Hospital, Beijing, China

Moderators: Yang Aiming, Wu Xi

Local engineer: Weicai

Network engineer: Bao, Andrew, James

2. Kyushu U Hospital, Fukuoka, Japan

Moderators: Yao K, Ogino, Nagai, Joshi

Local engineer: Torata

Network engineer: Okamura

3. Kyoto 2nd Red Cross Hospital, Kyoto, Japan

Moderators: Yasuda, Tanaka K

Local engineer: Fujitani

Network engineer: Tokunaga

4. Tokyo Science Foundation, Idabashi, Tokyo

Chairperson: Yao T

Local engineers: Suzuki, Tomikawa

Network engineers: Tanaka, Ikeda, Kitamura

Programs:

15:00-15:05 (JP 16:00-16:05)

Opening remarks/ Chen Jie

15:05-15:10 (JP 16:05-16:10)

Greetings from each station

15:10-15:30 (JP 16:10-16:30)

Case 1 "Used to be carcinoma by biopsy"

Discussion about endoscopy and pathology

15:30-15:50 (JP 16:30-16:50)

Case 2: "Always diagnosed as dysplasia in the follow up"

Discussion about endoscopy and pathology

15:50-16:10 (JP 16:50-17:10)

Case 3: “Which one is the target of biopsy under the white light?”

Discussion about endoscopy and pathology

16:10-16:30 (JP 17:10-17:30)

Case 4: From Zhongshan Hospital in Shanghai

Discussion about endoscopy and pathology

16:30-16:50 (JP 17:30-17:50)

Discussion about next plan: “Recorded video on APAN?”

16:50-17:00 (JP 17:50-18:00)

Closing remarks/ Shimizu

Preparations:

1. Endoscopic teleconference, connecting 4 stations. This is not a live demonstration but teleconference with slides and recorded videos.
2. Network configuration will be illustrated and announced later by Prof Okamura.
 - We use one line of DVTS, whose bandwidth is about 30Mbps.
 - Images from 4 stations are controlled by Quatre, located at Kyushu U CC.
 - NTSC camera or PAL/NTSC converter is necessary at PUMCH.
 - For pathology, new system may be prepared.
 - Prepare flat monitors at each station for better quality if available.

235 IFMSS2010 Asian Fetal Teleconferesce 2010.9.28



第 29 回国際胎児医学・外科学会

The 29th Annual International Fetal Medicine and Surgery Society

会期：2010 年 9 月 25 日～ 30 日 会場：湘南国際村センター

- Top
- 開催概要
- ご挨拶
- プログラム
- 登録
- 宿泊
- アクセス
- 問い合わせ

IFMSS2010 Advance Program

2010年9月6日現在

Saturday, September 25

11am-7pm Guest Arrival
Transportation provided from Narita International Airport to the Shonan Village Center

7pm-9pm Opening reception

Sunday, September 26

7am-8am Breakfast

8am-12pm Registration

12pm-1:30pm Lunch

1:30pm-1:35pm Opening plenary : Welcome – Toshio Chiba

1:35pm-1:55pm History of IFMSS - Kevin Pringle

1:55pm-3:55pm Chest Session: 8 presentations (10 minute presentation, followed by 5minute Q&A)

3:55pm-4:15pm Coffee Break

4:15pm-6:15pm CDH Session: 8 presentations (10minute presentation, followed by 5 minute Q&A)

7:00pm-8:30pm Welcome reception/Dinner

Monday, September 27

8:00am-9:00am Breakfast Buffet

8:00am-9:00am Editorial Board Meeting *Fetal Diagnosis & Therapy Journal*

9:00am-11:15am Advanced Technology Session: 9 presentations (10 minute presentation, followed by 5 minute Q&A)

11:15am-12:30pm Gene Therapy & Hematology Session I 5 presentations (10 minute presentation, followed by 5 minute Q&A)

12:30pm-2:00pm Lunch

2:00pm-3:15pm Gene Therapy & Hematology Session II: 5 presentations (10 minute presentation, followed by 5 minute Q&A)

3:15pm-3:45pm Coffee Break

3:45pm-5:00pm Wound Healing Session : 5 presentations (10 minute presentation, followed by 5 minute Q&A)

5:30pm-6pm Departure for dinner venue

5. Event Report

1) Programs

6:00pm-8:30pm Dinner

Tuesday, September 28

7:00am-8:00pm Breakfast Buffet

7:00am-8:00pm IFMSS board meeting

8:00am-9:00am Neurology/MMC Session – 4 presentations (10minute presentation, followed by 5 minute Q&A)

9:00am-10:00am Asian Session - 4 presentations (10minute presentation, followed by 5 minute Q&A)

10:00am-10:30am Coffee Break

10:30pm-1:00pm Asian Telemedicine Trials
Participating countries: Taiwan, Hong Kong, China, Singapore, Korea, Philippines and Vietnam

1:00pm Departure for Kamakura

1:00pm-6:00pm Sightseeing: Kamakura Daibutsu and Japanese Court Dance

6:00pm Dinner

Wednesday, September 29

7:00am-8:00am Breakfast buffet

7:00am-8:00am IFMSS board meeting (if needed)

8:00am-10:00am Twin Session: 8 presentations (10 minute presentation, followed by 5 minute Q&A)

10:00am-10:15am Break

10:15am-11:45am UT Session : 6 presentations (10 minute presentation, followed by 5 minute Q&A)

11:45am-1:15pm Lunch

1:15pm-2:15pm Imaging Session: 4 presentations (10 minute Presentation, followed by 5 minute Q&A)

2:15pm-3:30pm Other Session: 5 presentations (10 minute Presentation, followed by 5 minute Q&A)

3:30pm-4:15pm Business meeting

4:15pm-4:30pm Closing plenary

5:30pm Departure for farewell dinner

Thursday, September 30

9am-4pm Group departures /Excursion
Transportation provided from Shonan Village Center to Narita International Airport

IFMSS2010 ASIAN FETAL TELECONFERENCE

Moderators:

Toshio Chiba, National Center for Child Health and Development (NCCHD)

Shuji Shimizu, Kyushu University

Date: September 28th (Tuesday)

10:45-13:00 Japan/Korea

9:45-12:00 Singapore/Hong Kong/Taiwan/Philippines

8:45-11:00 Vietnam

Topics: Fetal-Perinatal Medicine: Current Asian State of the Art

Connecting stations:

1. Shonan Village Center, Kanagawa, Japan

Chairperson: Chiba T

Local engineers: Uose, Kobayashi R

Network engineers: Okamura, Morishima

2. National Taiwan University Hospital, Taipei, Taiwan

Moderator: Ming-Kwang Shyu

Local engineer: Chiang

Network engineer: Liu Te-Lung

3. National University Hospital of Singapore, Singapore

Moderator: Mahesh C

Local engineer: Shawn

Network engineers: Frances, Stanley

4. University of Hong Kong (HKU), Hong Kong, China

Moderator: Leung KY, Hui A

Local engineer: Albert TS

Network engineers: Cheng CH

5. Seoul National University Bundang Hospital, Seoul, Korea

Moderator: Han HS, Cho

Local engineer: JungHun Lee

Network engineers: SG Kim

6. University of Philippine Manila General Hospital, Manila, Philippine

Moderator: Hilvano S

Local engineer:

Network engineer: Bani

7. Hanoi venue, Hanoi, Vietnam

Moderator:

Local engineer:

Network engineer:

Program (flexible, and subject to change)

10:45-10:50 JP/KR (9:45-9:50 SG/HK/TW/PH, 8:45-8:50 VN)

Opening remarks/ Chiba T

10:50- 10:55 JP/KR (9:50-9:55 SG/HK/TW/PH, 8:50-8:55 VN)

Greetings from each station

10:55-11:10 JP/KR (9:55-10:10 SG/HK/TW/PH, 8:55-9:10 VN)

Short lecture, followed by discussion-1: Korea

Presenter: Cho

Subject: Telemedicine for fetal medicine

11:10-11:25 JP/KR (10:10-10:25 SG/HK/TW/PH, 9:10-9:25 VN)

Short lecture, followed by discussion-2: Taiwan

Presenter: Shin-Yu Lin

Subject: Prenatal detection of chromosomal anomalies in 113 fetuses using
array

Comparative Genomic Hybridization.

11:25-11:40 JP/KR (10:25-10:40 SG/HK/TW/PH, 9:25-9:40 VN)

Short lecture, followed by discussion-3: Singapore

Presenter: TBD

Subject: Non Invasive Prenatal Diagnosis

11:40-11:55 JP/KR (10:40-10:55 SG/HK/TW/PH, 9:40-9:55 VN)

Short lecture, followed by discussion-4: Japan

Presenter: Hiromasa Yamashita

Subject: Robotics Surgery

11:55-12:10 JP/KR (10:55-11:10 SG/HK/TW/PH, 9:55-10:10 VN)

Short lecture, followed by discussion-5: Vietnam

Presenter: TBD

Subject: Current status of perinatal medicine in Vietnam

12:10-12:25 JP/KR (11:10-11:25 SG/HK/TW/PH, 10:10-10:25VN)

Short lecture, followed by discussion-6: Philippines

Presenter:

Subject: Current status of perinatal medicine in the Philippines

12:25-12:40 JP/KR (11:25-11:40 SG/HK/TW/PH, 10:25-10:40 VN)

Short lecture, followed by discussion-7: Hong Kong

Presenters: (a) Hui Pui Wah,

(b) Betty Lau/Dr. KY Leung

(c) Betty Lau/ Dr. KY Leung

Subject: (a) Congenital CMV infection presented with fetal ascites

(b) Implementation of a New Universal Prenatal Screening Program for
Down Syndrome-Experience in a Local Obstetric Unit in Hong Kong

(c) Implementation of Endoscopic Laser Photocoagulation Surgery for
Twin-twin Transfusion Syndrome- Report of the First Successful Case in
a Local Obstetric Unit in Hong Kong

Moderator: Amelia Hui/ KY Leung

12:40-12:50 JP/KR (11:40-11:50 SG/HK/TW/PH, 10:40-10:50 VN)

Wrap-up speech

Presenter: Yasushi Nakamura

Subject: Current issues to be overcome in Fetal Medicine

12:50-12:55 JP/KR (11:50-11:55 SG/HK/TW/PH, 10:50-10:55 VN)

Goodbye message from each station

12:55-13:00 JP/KR (11:55-12:00 SG/HK/TW/PH, 10:55-11:00 VN)

Closing remarks/ Shimizu

Preparations:

1. The teleconference for Asian fetal medicine, connecting 7 stations. Shonan venue and HKU will be connected for the first time using DVTS.
2. Network configuration will be illustrated and announced later by Prof Okamura.
 - We use one line of DVTS, whose bandwidth is about 30Mbps.
 - Images from 7 stations are controlled by Quatre, located at Kyushu U CC.
 - NTSC camera or PAL/NTSC converter is necessary at Vietnam, Singapore, Hong Kong, and the Philippines.
 - Prepare flat monitors at each station for better quality if available.
 - In order to avoid sound echo, please prepare a microphone with on-off switch or with uni-directional function.

236 Crossroad Live 2010.10.6



Crossroads Institute

Where Science, Education and Practice Meet®

Advance Intervention Cross Road Training Program, Asia

Date: 6th to 7th Oct, 2010
Venue: Crossroads Institute Japan

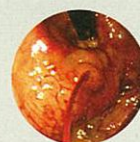
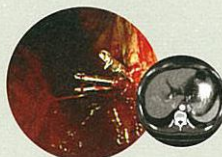
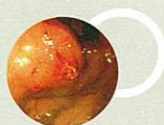
DAY 1 AGENDA: (6th Oct 2010)

Time	Details	Presenter
08:30	MEET UP at HOTEL LOBBY	All
09:00 – 09:10	WELCOME REMARK	Patrick RYAN Divisional Vice President, North Asia
09:10 – 09:20	INTRODUCTION OF CROSSROAD INSTITUTE	Hideo ICHIKAWA Crossroads Institute Manager
09:20– 09:30	FACULTY INTRODUCTION	Dr. Paul KAO Course Director, Taiwan
09:30 – 10:30	LECTURE on CTO Treatment Strategy Standardization of Retrograde Approach	Dr. Paul KAO Course Director, Taiwan
10:30 – 10:45	Group Photo & BREAK	All
10:45 – 11:45	LECTURE on Left Main Treatment Strategy	Dr. Ka Hing LAM Faculty, Hong Kong
11:45 – 12:45	LUNCH and Discussion	All
12:45 – 13:15	Transportation to Live Pavilion	All
13:30 – 15:00	Dr. Saito live case transmission & discussion – Case 1 (Dr. Paul Kao, Dr. Chang, Heng-Chia and Dr. Ka Hing LAM)	
15:00 –15:10	BREAK	
15:10 –15:15	Asia Telemedicine Project using Advanced Academic Network	Dr. Shuji Shimizu Kyushu University
15:15 –15:30	Case 1 Review	Dr. Paul KAO
15:30 – 17:00	Dr. Saito live case transmission & discussion – Case 2 (Dr. Paul Kao, Dr. Chang, Heng-Chia and Dr. Ka Hing LAM)	
17:00	DAY 1 PROGRAM END	
18:30	MEET UP at HOTEL LOBBY	All
19:00	DINNER in Nobu restaurant with Dr. Saito	All

A medical education initiative from Abbott Vascular

Crossroads Institute for
Cardiac and Vascular Education®
Abbott Vascular
Sumitomo Fudosan Mita Twin Bldg. West Wing 4F,
3-5-27 Mita, Minato-ku, Tokyo 108-6304 Japan
Tel 03-4560-0725
Fax 03-4560-0726

237,238 The 4th Meeting of the Society of Gastrointestinal Intervention (SGI2010 -1,2) 2010.10.8,9



Scientific Program

October 8 (Friday)

08:30-08:50 **Opening Ceremony**

08:50-09:20 **Congress Lecture**

09:20-10:50 **Session I: Management of GI Perforation**

09:20-09:35 Upper GI perforation: Endoscopic treatments

09:35-09:50 Lower GI perforation: Endoscopic treatments

09:50-10:05 GI perforation: Radiologist's role in diagnosis and treatments

10:05-10:20 GI perforation: Surgical treatments

10:20-10:50 Case Study & Panel Discussion

10:50-11:10 **Coffee Break & Visit Poster Exhibit**

11:10-12:30 **Live Demonstration I**

11:10-11:20 Keynote Lecture I

11:20-11:30 Keynote Lecture II

11:30-12:30 Live Demonstration: 2nd Red Cross Hospital, Kyoto, Japan

Director Kenjiro Yasuda

12:30-13:30 **Luncheon Symposium**

13:30-15:00 **Session II: Troubleshooting for Complication of Pancreatitis**

13:30-13:45 Percutaneous management of complicated pancreatic fluid collections : How I do it!

13:45-14:00 Endoscopic treatment of pancreatic abscess, pseudocyst, and necrosis

14:00-14:15 Laparoscopic necrosectomy in necrotizing pancreatitis

14:15-14:30 Challenges in endovascular treatment of vascular complications of pancreatitis

14:30-15:00 Case Study & Panel Discussion

15:00-15:20 **Coffee Break & Visit Poster Exhibit**

15:20-16:20 **Paper Presentation**

16:20-17:40 **Live Demonstration II**

16:20-16:30 Keynote Lecture I

16:30-16:40 Keynote Lecture II

16:40-17:40 Live Demonstration: Asian Institute of Gastroenterology, Hyderabad, India

Director Nageshwar Reddy

18:00-20:00 **Dinner Symposium & Welcome Reception**

October 9 (Saturday)

08:00-09:20 **Live Demonstration III**

08:00-08:10 Keynote Lecture I

08:10-08:20 Keynote Lecture II

08:20-09:20 Live Demonstration: Virginia Mason Medical Center, Seattle, USA

Director Richard Kozarek

09:20-09:40 **Coffee Break & Visit Poster Exhibit**

09:40-11:10 **Session III: Updated Approach to GI Fistula**

09:40-09:55 Diagnostic imaging techniques & radiologic therapeutic option for GI fistula

09:55-10:10 Endoscopic approach to GI fistula

10:10-10:25 Endoprostheses for malignant tracheo-esophageal fistula

10:25-10:40 Surgical management of GI fistula

10:40-11:10 Case Study & Panel Discussion

5. Event Report

1) Programs

*The 4th Meeting of the Society of
Gastrointestinal Intervention*



11:10-12:10	English at the Podium
12:10-13:20	Luncheon Symposium
13:20-14:40	Live Demonstration IV
13:20-13:30	Keynote Lecture I
13:30-13:40	Keynote Lecture II
13:40-14:40	Live Demonstration: Asan Medical Center, Seoul, Korea <i>Directors</i> Dong Wan Seo, Hyun-Ki Yoon
14:40-15:00	Coffee Break & Visit Poster Exhibit
15:00-16:30	Session IV: Minimally Invasive Treatment of Biliary Leak & Stricture
15:00-15:15	Biliary leak and stricture after laparoscopic cholecystectomy : What we need to know!
15:15-15:30	Endoscopic treatment of biliary leak and stricture
15:30-15:45	Role of interventional radiology (IR) in biliary leak management
15:45-16:30	Case Study & Panel Discussion
16:30-16:50	Closing Ceremony & Concluding Remarks

Invited Speakers (in alphabetical order)

Todd H. Baron	Mayo Clinic College of Medicine	USA
Clare Bent	Royal Bournemouth Hospital	UK
Kenneth Binmoeller	California Pacific Medical Center	USA
Ziv Haskal	University of Maryland Medical Center	USA
Chia Sing Ho	University of Toronto	Canada
Christopher KHOR	National University Hospital	Singapore
Mitsyhiro Kida	Kitasato University East Hospital, Sagamihara	Japan
Richard Kozarek	Virginia Mason Medical Center	USA
Hans-Ulrich Laasch	Christie NHS Foundation Trust	UK
Jeffrey Lee	The University of Texas, MD Anderson Cancer Center	USA
Jorge Lopera	UT Health Science Center at San Antonio	USA
Derrick Martin	South Manchester University Hospitals Foundation NHS Trust	UK(TBD)
Bisschops Raf	University of Leuven Belgium	Belgium
Nageshwar Reddy	Asian Institute of Gastroenterology, Hyderabad	India
Rungsun Rerknimitr	Chulalongkorn University Bangkok	Thailand
Paulo Sakai	University of San Paulo, Hospital Oswaldo Cruz	Brazil
Shuji Shimizu	Kyushu University Hospital	Japan
Peter D. Siersema	Universitair Medisch Centrum Utrecht	The Netherlands
Hsiu-Po Wang	National Taiwan University Hospital, Yun-Lin Branch	Taiwan
Ren-Jie Yang	Peking University School	China
Kenjiro Yasuda	Kyoto Second Red Cross Hospital	Japan



242 The 22nd Annual Meeting of Japan Association for Bioethics 2010.11.20

The 22nd Annual Meeting of Japan Association for Bioethics

November 20-21, 2010, Fujita Health University

“Transplantation and Bioethics in Asia”

Teleconference connecting with Viet Duc Hospital, Hanoi, Vietnam

9:00-10:30 in Hanoi (11:00-12:30 in Japan), November 20, 2010

Cast (Nagoya, Japan):

Tsuyoshi Awaya, PhD. (Bioethics, Okayama University)

Atsushi Sugitani, MD., PhD. (Transplant surgeon, Fujita Health University)

Engineers: Mrs. Hikita, Kubo, Hamajima and Nagashima

Audio-Visual Mater: Tachibana

Chairperson (Vietnam):

Dr. Haphan Haian

Tentative agenda

I. Presenters (Nagoya)

- 1) (10 minutes, 15 slides) Atsushi Sugitani (Transplant surgeon, Fujita Health University)
“The current situation of organ transplantation in Japan”
- 2) (5 minutes, 7 slides) Tsutomu Sato (Bioethicist, Fujita Health University)
“The history and bioethical aspect of organ transplantation in Japan”
- 3) (5 minutes, 5 slides) Mahito Wada (SPK recipient)
“Experience as a recipient for simultaneous pancreas kidney transplantation”

II. Presenters (Hanoi)

- 1) (10 minutes, 15 slides) Transplant surgeon or physician
- 2) (5 minutes, 7 slides) Bioethicist or Transplant doctor
- 3) (5 minutes, 5 slides) Transplant recipient

III. Question and Answer, General discussion (30 minutes)

Official language is to be English

Translation between Japanese and English, between Vietnamese and English if necessary

243 The 3rd Peking Early Gastric Cancer Tele-conference 2011.1.18

Date: January 18th (Tue) 15:00-17:00 China time (16:00-18:00 Japan time)

Target:

To establish the standard procedure for screening and diagnosis of early gastric cancer in China

Connecting stations:

Chairpersons: Chen Jie, Lu Xinghua, Yao K, Tanaka K

1. Peking Union Medical College Hospital, Beijing, China

Moderators: Yang Aiming, Wu Xi

Local engineer: Weicai

Network engineer: Bao, Andrew, James

2. Kyushu U Hospital, Fukuoka, Japan

Moderators: Yao K, Ogino, Nagai

Local engineer: Torata

Network engineer: Okamura

3. Kyoto 2nd Red Cross Hospital, Kyoto, Japan

Moderators: Yasuda, Tanaka K

Local engineer: Miyamoto

Network engineer: Tokunaga

4. Tokyo Science Foundation, Iidabashi, Tokyo

Chairperson: Yao T

Local engineers: Suzuki, Tomikawa

Network engineers: Tanaka, Ikeda, Kitamura

Programs:

15:00-15:05 (JP 16:00-16:05)

Opening remarks

15:05-15:10 (JP 16:05-16:10)

Greetings from each station

15:10-16:40 (JP 16:10-17:40)

Cass or lectures

Discussion about endoscopy and pathology, or Q&A

16:40-16:50 (JP 17:40-17:50)

Discussion about next plan

16:50-17:00 (JP 17:50-18:00)

Closing remarks

244 Laparoscopic gastrectomy for gastric cancer from Kyushu Univ. 2011.1.21

Preparation schedule for Live surgery

January 21 (Fri) 9:30-13:00 Japan time (Vietnam 7:30-11:00, Philippines 8:30-12:00)

Connecting stations:

1. Kyushu U, Fukuoka, Japan
Operator: Nagai E
Moderators: Toma H, Ueda J, Ohuchida K
Engineers: Okamura K, Torata N
2. Viet Duc Hospital, Hanoi, Vietnam
Moderator: Giang TB
Engineers:
3. U Philippine Manila, Manila, Philippines
Moderator: Hilvano SC
Engineers: Bani
4. Fujimoto Hayasuzu Hospital, Miyazaki, Japan
Moderators: Sakurai T, Nakashima S
Engineers: Matsumoto

Program:

- | | |
|-------------|--|
| 8:30-9:00 | (VN 6:30-7:00, PH 7:30-8:00) |
| | Network connection is ready and the operative preparations are going on. |
| 9:00-9:30 | (VN 7:00-7:30, PH 8:00-8:30) |
| | Operation starts. |
| 9:30-9:40 | (VN 7:30-7:40, PH 8:30-8:40) |
| | Opening remarks: Shimizu |
| 9:40-9:50 | (VN 7:40-7:50, PH 8:40-8:50) |
| | Greetings and staff introduction from each station |
| 9:50-10:00 | (VN 7:50-8:00, PH 8:50-9:00) |
| | Case presentation: Kyushu U |
| 10:00-12:50 | (VN 8:00-10:50, PH 9:00-11:50) |
| | Operation and discussion |
| 12:50-13:00 | (VN 10:50-11:00, PH 11:50-12:00) |
| | Closing remarks by Dr Giang and Dr Hilvano |



245,246 The 10th TAGE Endoscopic Live Demonstration -1,2 2011.2.15,16



International GI Endoscopy Live Demonstration, Bangkok, Thailand

The 10th GI Live Endoscopy Demonstration

Unique Scenarios of Advanced Endoscopy

**Hands-on GI ENDOSCOPY
BASIC & ADVANCE**

**15-17, 2011
February**

**at Queen Sirikit National
Convention Center**





International GI Endoscopy Live Demonstration, Bangkok, Thailand

February

15th, 2011

at Queen Sirikit National Convention Center

08:30-09:00 **Registration**

09:00-09:05 **Opening Ceremony :**

09:05-09:20 **Technique for balloon assisted cholangioscopy**
JH Moon Soon Chun Hyang, University School of Medicine, South Korea

09:20-10:30 **Live Demonstration session 1**

10:30-10:50 **Coffee break**

10:50-12:00 **Live Demonstration session 2**

12:00-13:30 **Lunch symposium-Fujifilm**
Moderator
Thawee Ratanachu-Ek Rajavithi Hospital, Thailand

"Therapeutic Enteroscopy"
Simon Lo UCLA, California, USA

"2010 update and beyond on NOTES"
Nageshwa Reddy AIG, India

13:30-15:10 **Live demonstration session 3**

15:10-15:30 **Coffee break & Exhibits**

15:30-16:30 **Live demonstration session 4**

www.thaitage.com

Date: Feb 15 (Tue) 10:50-15:10 Thailand and Vietnam time
(ID 11:50-16:10, JP12:50-17:10)

Topics: “Unique Scenarios of Advanced Endoscopy”

Main medical organizers: Rungsun, Shimizu

Main local engineering organizers: Chakaphan, Okamura

Connecting stations:

1. Main venue: Queen Sirikit National Convention Center, Bangkok, Thailand
Moderators: Rungsun R, et al.
Local & AV engineers: Chakaphan, Pornarong
Network engineer: Panjai, Okamura, et al.
2. NASATI, Hanoi, Vietnam
Discussants: TBD
Local & AV engineer: Minh Cao Duc
Network engineer: Minh Cao Duc
3. University of Indonesia, Jakarta, Indonesia
Discussants: Kaka R, et al.
Engineer: Aria K
Network engineer: Basuki S
4. Kyushu University Hospital, Fukuoka, Japan
Discussants: Pablo, Franco, et al.
Engineer: Torata, Antoku
Network: Okamura

Program

- 10:50-11:00 (ID 11:50-12:00, JP 12:50-13:00)
Opening remarks and greetings from each station
- 11:00-12:00 (ID 12:00-13:00, JP 13:00-14:00)
Live demonstration and discussion
- 12:00-13:30 (ID 13:00-14:30, JP14:00-15:30)
Lunch Symposium: Advancement in ERCP
- Therapeutic Enteroscopy
Simon Lo, UCLA, USA
 - 2010 update and beyond on NOTES
Nageshawa Reddy, AIG, India
- 13:30-15:00 (ID 14:30-16:00, JP 15:30-17:00)
Live demonstration and discussion

15:00-15:10 (ID 16:00-16:10, JP 17:00-17:10)

Closing remarks and good-bye message from each station

Preparations:

1. Live endoscopy, connecting 4 stations.
2. Network configuration will be illustrated and announced later by Prof Okamura.
 - We use one line of DVTS, whose bandwidth is about 30Mbps.
 - Images from 4 stations are controlled by Quatro, located at Kyushu U CC.
 - We use IPsec to protect patient privacy. A special VPN router is necessary at every institution.
 - NTSC camera or PAL/NTSC converter is necessary in Thailand, Vietnam, and Indonesia.
 - Prepare flat monitors or high-end projector at each station for better quality if available.
3. Test schedule
 - To be announced by Chakaphan in Bangkok

Date: Feb 16 (Wed) 10:50-15:30 Thailand and Vietnam time (*KR12:50-17:30*)

Topics: “Unique Scenarios of Advanced Endoscopy”

Main medical organizers: Rungsun, Shimizu

Main local engineering organizers: Chakaphan, Okamura

Connecting stations:

1. Main venue: Queen Sirikit National Convention Center, Bangkok, Thailand

Moderators: Rungsun R, et al.

Local & AV engineers: Chakaphan, Pornarong

Network engineer: Panjai, Okamura, et al.

2. NASATI, Hanoi, Vietnam

Discussants:

Local & AV engineer: Minh Cao Duc

Network engineer: Minh Cao Duc

3. Cho Ray Hospital, Ho Chi Minh, Vietnam

Discussants: Bich NN, Dung HDQ, et al.

Local & AV engineer: Ni Thanh

Network engineer: Ni Thanh

4. Asan Medical Center, Seoul, Korea

Discussants: Seo DW, et al.

Local & AV engineer: Koh HK

Network engineer: Kim SG

Program

Could be transmitted when ready

9:00-10:30 (KR 7:00-8:30)

Diagnostic role of image enhanced cholangiopancreatography

Takao Itoi, Tokyo, Japan

10:30-10:50 (KR 12:30-12:50)

Coffee break

10:50-11:00 (KR 12:50-13:00)

Opening remarks and greetings from each station

11:00-12:00 (KR 13:00-14:00)

Live demonstration and discussion

12:00-13:30 (KR14:00-15:30)

Lunch Symposium: Advancement in ERCP

- Challenging endoscopic techniques to control UGIB

Goh KL, Kuala Lumpur, Malaysia

- Role of angiogram in UGIB

S Punamiya, Singapore

13:30-15:20 (KR 15:30-17:20)

Live demonstration and discussion

15:20-15:30 (KR 17:20-17:30)

Closing remarks and good-bye message from each station

Preparations:

1. Live endoscopy, connecting 4 stations.

2. Network configuration will be illustrated and announced later by Prof Okamura.

- We use one line of DVTS, whose bandwidth is about 30Mbps.
- Images from 4 stations are controlled by Quatro, located at Kyushu U CC.
- We use IPsec to protect patient privacy. A special VPN router is necessary at every institution.
- NTSC camera or PAL/NTSC converter is necessary in Thailand, and Vietnam.
- Prepare flat monitors or high-end projector at each station for better quality if available.

3. Test schedule

- To be announced by Chakaphan in Bangkok

247 31st APAN meeting Hong Kong - Cardiology 2011.2.23

Preparation schedule for teleconference on Cardiology

Demonstration of Cardiology teleconference at APAN-HK

Date: Feb 23 (Wed) 14:00-15:30 Hong Kong time (TW/SG)

(TH 13:00-14:30)

Topics: The possibility of Telemedicine in Cardiovascular Intervention field

Connecting stations:

1. Hong Kong Convention and Exhibition Centre (HKCEC), HK, China

Chairpersons: Fumiaki Ikeno (Stanford University)

Vincent O.H. Kwok (HK Sanatorium & Hospital)

Shuji Shimizu (Kyushu University)

Local & AV engineers: Torata, Antoku, Chakaphan, Chiang

Network engineer: Okamura

2. National University of Taiwan, Taipei, Taiwan

Moderators: HL Kao

Local & AV engineers: Esther W

Network engineers: Liu TL/NCHC

3. Mahidol U Siriraj Hospital, Bangkok, Thailand

Moderator: Damras Tresukosol, Porrratanaranqsi (Ping) Suwatchai

Local & AV engineers: Nopphol P

Network engineer: Panjai/Uninet

4. National University of Singapore, Singapore

Moderators: Adrian Low

Local & AV engineer: Shawn, Jumain

Network engineer: Frances/SingAREN

Program

14:00-14:05 (TH 13:00-13:05)

Opening remarks/Dr Ikeno F

14:05-14:20 (TH 13:05-13:20)

Overview of experiences of Telemedicine Network/Dr. Shimizu S

14:20-15:10 (TH 13:20-15:10)

(1) Japan & USA/ Dr. Ikeno F 14:20-14:30 (13:20-13:30)

(2) Thailand/Dr. Damras Tresukosol 14:30-14:40 (13:30-13:40)

(3) Singapore/Dr. Huay Cheem Tan 14:40-14:50 (13:40-13:50)

(4) Hong Kong/TBA 14:50-15:00 (13:50-14:00)

(5) Taiwan/Dr. HL Kao 15:00-15:10 (14:00-14:10)

15:10-15:25 (TH 14:10-14:25)

Discussion and Brain Storming for future contents in Interventional cardiology field

15:25-15:30 (TH 14:25-14:30)

Closing remarks/TBD

Participants:

Each station will present 10 minutes Power Point Slides presentation to introduce each country & institution.

Preparations:

1. Cardiology teleconference, connecting 4 stations.
2. Network configuration will be illustrated and announced later by Prof Okamura.
 - We use one line of DVTS, whose bandwidth is about 30Mbps.
 - Images from 4 stations are controlled by Quatro, located at Kyushu U CC.
 - NTSC camera or PAL/NTSC converter is necessary in Thailand, Singapore, and Hong Kong.
 - Prepare flat monitors at each station for better quality if available.

248 31st APAN meeting Hong Kong - Transplantation 2011.2.23

Preparation schedule for teleconference on Transplantation

Demonstration of transplantation teleconference at APAN-HK

Date: Feb 23 (Wed) 16:00-17:30 Hong-Kong and Philippine (JP/KR 17:00-18:30)

Topics: Transplantation and Bioethics in Asia: Reports from Four Countries

Main medical organizer: Dr Sugitani A

Main engineering organizers: Prof Okamura K, Mr Torata N

Connecting stations:

1. Hong-Kong Convention and Exhibition Centre (HKCEC), HK, China
Chairpersons: Po Chor Tam, Atsushi Sugitani
Local & AV engineers: Torata, Antoku
Network engineer: Okamura
2. Asan Medical Center, Seoul, Korea
Moderator: Park JB / Han DJ
Local & AV engineers: Koh HK
Network engineer: SG Kim/NIA
3. University of the Philippines Manila, Philippine
Moderators: Serafin C. Hilvano
Local & AV engineer: Eric P
Network engineer: Bani, Denis
4. Fujita Health University, Japan
Moderator: N Fukami
Local & AV engineers: J Hikita
Network engineer: Nagashima

Program

- 16:00-16:05 (JP/KR 17:00-17:05)
Opening remarks/Dr. Sugitani A
- 16:05-16:10 (JP/KR 17:05-17:10)
Greetings from each station
- 16:10-17:20 (JP/KR 17:10-18:20)
Case presentations and/or lectures:
- 17:20-17:25 (JP/KR 18:20-18:25)
Greetings from each station
- 17:25-17:30 (JP/KR 18:25-18:30)
Closing remarks/Dr. Tam

Tentative program

16:10-17:20 (JP/KR 17:10-18:20)

1. Hong Kong Convention and Exhibition Centre (HKCEC), HK, China

Current situation of the transplantation in Hong-Kong (13min)

Doctor: Po Chor Tam

2. Asan Medical Center, Seoul, Korea

Current situation of the transplantation and Bioethics in Korea, etc. (13min)

Doctor: Park JB / Han DJ

3. University of the Philippines Manila, Philippine

Current situation of the transplantation and Bioethics in Philippine, etc. (13min)

Doctors: Dennis Serrano, Siegfried Paloyo, and Allan Consejero

4. Fujita Health University, Japan

Current situation of the transplantation and social background in Japan (13min)

Doctor: Fukami N

5. Discussion and Summary (15min)

Connecting the HKCEC with three remote stations

“Future direction to develop appropriate transplant medicine, Proposal of Asian transplant Bioethics”, etc.

249 31st APAN meeting Hong Kong – Technology 2011.2.24

Schedule for Technology updates

Date: February 24 (Thursday) 11:00-12:30 HK time (CN/TW/SG)

(JP/KR 12:00-13:30)(TH/VN/ID10:00-11:30)

(Adelaide AU12:30-14:00)(Sydney AU13:00-14:30)

(AR 00:00-1:30)

Chairpersons: Bao Congxiao (Tsinghua University, China)

Chiang Ti-Chuang (National Taiwan University, Taiwan)

Connecting stations:

1. Hong Kong Convention and Exhibition Centre (HKCEC), HK, China
2. National Taiwan University, Taiwan
3. Tsinghua University, China
4. Kyushu University Hospital, Fukuoka, Japan
5. Seoul National University, Bundang Hospital, Korea
6. Chulalongkorn University Hospital, Bangkok, Thailand
7. VINAREN, Vietnam
8. University of Indonesia, Jakarta, Indonesia
9. AARNET, Australia
10. Flinders University, Australia
11. HIGA San Martin-La Plata, Argentina

Program:

11:00-11:05 (HK)

Opening remarks/ Bao /Chiang

11:05-11:40 (HK)

Greetings from each station and share their DVTS plus experiences

11:40-11:50(HK)

DVTS-Plus updates

Presenter: Bao Congxiao (Tsinghua University, China)

11:50-12:10(HK)

Q&A /comments/new requirements for real use/ all station & Bao

12:10-12:25(HK)

How best can we use this technology? Next step?

250 The 31th APAN Meeting Hong Kong –Thoracoscopic surgery 2011.2.25

Demonstration of Surgical teleconference at APAN-HK

Date: Feb 25 (Fri) 11:00-12:30 Hong Kong time (PH), (12:00-13:30 JP/KR)

Topic: Thoracoscopic surgery

Theme: Robotic Major Lung Resection -How to do it (case video)

Main organizing doctors: Iwasaki, Obuchi

Main organizing engineers: Okamura and Antoku

Connecting stations:

1. Hong Kong Convention and Exhibition Centre (HKCEC), HK, China

Chairpersons: Iwasaki (Obuchi T)/JP, Han HS/KR

Local & AV engineers: Antoku, Chiang, Chakaphan, Torata

Network engineer: Okamura

2. Fujita Health University, Toyoake, Japan

Moderator: Suda T

Local & AV engineers: Hikita, Tachibana

Network engineer: Nagashima

3. Kanazawa University, Kanazawa, Japan

Moderator: Waseda R

Local and AV engineers: Yamakami, Yamaoka

Network engineers:

4. National Cancer Center in Korea, Seoul, Korea

Moderator: Lee Hyun-Sung

Local & AV engineers: Ha KH, Koo BK, Lee JY

Network engineer: SG Kim

5. UP Manila General Hospital, Manila, the Philippines

Discussant: Hilvano S

Local & AV engineer: Eric

Network engineer: Bani, Denis

6. Fukuoka University, Fukuoka, Japan

Moderator: Shiraishi

Local & AV engineers: Wada

Network: Okumura, Fujimura

Program

11:00-11:05 (JP/KR 12:00-12:05)

Opening remarks/Iwasaki A

11:05-11:10 (JP/KR 12:05-12:10)

Greetings from each station

11:10-12:20 (JP/KR 12:10-12:35)

Presentations:

Dr Suda T, Fujita Health University, Toyoake, Japan

Dr Waseda R, Kanazawa University, Kanazawa, Japan

Dr Lee Hyun-Sung, National Cancer Center in Korea, Seoul, Korea

12:20-12:25 (JP/KR 13:20-13:25)

Greetings from each station

12:25-12:30 (JP/KR 13:25-13:30)

Closing remarks/Han HS

Preparations:

1. Surgical teleconference, connecting 6 stations.
2. Network configuration will be illustrated and announced later by Prof Okamura.
 - We use one line of DVTS, whose bandwidth is about 30Mbps.
 - Images from multiple stations are controlled by Quatro, located at Kyushu U CC.
 - NTSC camera or PAL/NTSC converter is necessary in Philippine and Hong Kong.
 - Prepare flat monitors at each station for better quality if available.

251 The 31th APAN Meeting Hong Kong –Endoscopy 2011.2.25

Preparation schedule for teleconference on Endoscopy

Demonstration of Endoscopic teleconference at APAN-HK

Date: Feb 25 (Fri) 16:00-17:30 Hong Kong time (MY/SG)

(TH 15:00-16:30, JP/KR 17:00-18:30, AU 19:00-20:30)

Topics: “Case study teleconference”

Main organizing doctor: Seo DW

Main organizing engineers: Okamura K, Torata N

Connecting stations:

1. Hong Kong Convention and Exhibition Centre (HKCEC), HK, China
Chairpersons: Seo DW, Lau J
Local & AV engineers: Torata, Antoku, Chakaphan, Chiang
Network engineer: Okamura
2. Chinese U Hong Kong, HK, China
Moderators: Phillip Chiu
Local & AV engineer: Edmond
Network engineer: Che-Hoo Cheng/HARNET
3. University of Malaya, Kuala Lumpur, Malaysia
Moderators: Goh KL, Omar S, Ho SH
Local & AV engineers: Yoo SN
Network engineers: Kamal, Liana/MYREN
4. Westmead Hospital, Sydney, Australia
Moderators: Bourke M
Local & AV engineers: Munro G
Network engineers: Brett, Rebbechi/AARNET
5. Chulalongkorn University Hospital, Bangkok, Thailand
Moderator: Rungsun R
Local & AV engineers: Chakaphan, Pornarong Chotiwan
Network engineer: Panjai/Uninet
6. Konkuk University Hospital, Seoul, Korea
Moderator: Shim CS
Local & AV engineers: Cho SC, Han SY
Network engineers: SG Kim/NIA

7. National University of Singapore, Singapore, Singapore

Moderators: Ho L, Koh C

Local & AV engineer: Shawn, Jumain

Network engineer: Frances/SingAREN

Program

16:00-16:05 (TH 15:00-15:05, JP/KR 17:00-17:05, AU 19:00-19:05)

Opening remarks/Dr Seo DW

16:05-16:10 (TH 15:05-15:10, JP/KR 17:05-17:10, AU 19:05-19:10)

Greetings from each station

16:10-17:20 (TH 15:10-16:20, JP/KR 17:10-18:20, AU 19:10-20:20)

Case presentations and/or lectures:

Drs: TBD

17:20-17:25 (TH 16:20-16:25, JP/KR 18:20-18:25, AU 20:20-20:25)

Greetings from each station

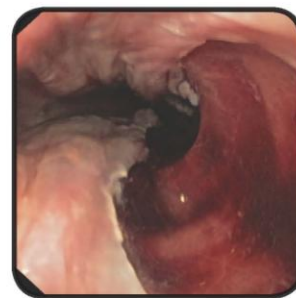
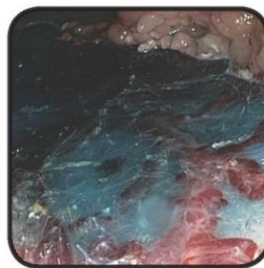
17:25-17:30 (TH 16:25-16:30, JP/KR 18:25-18:30, AU 20:25-20:30)

Closing remarks/Dr Lau J

Preparations:

1. Endoscopy teleconference, connecting multiple stations.
2. Network configuration will be illustrated and announced later by Prof Okamura.
 - We use one line of DVTS, whose bandwidth is about 30Mbps.
 - Images from multiple stations are controlled by Quatro, located at Kyushu U CC.
 - NTSC camera or PAL/NTSC converter is necessary in Malaysia, Australia, Thailand, Singapore, and Hong Kong.
 - Prepare flat monitors at each station for better quality if available.

252,3 The 4th Annual Westmead Endoscopy Symposium -1,2 2011.3.3,4

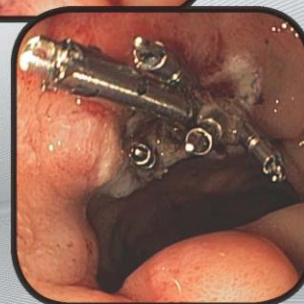


4th Annual Westmead Endoscopy Symposium

Thursday 3rd & Friday 4th March, 2011
Hilton Sydney Hotel, Australia

Topics include:

- Enhanced endoscopic imaging
- Colonoscopy
 - Core technique
 - Optimising adenoma detection
 - Basic and complex polypectomy
 - Advanced resection techniques
- Barrett's Oesophagus
 - Detection of inconspicuous neoplasia and dysplasia
 - Total mucosectomy
 - Radio-frequency ablation
- Endoscopic palliation of malignancy
- Diagnostic and interventional endoscopic ultrasound
- ERCP: complex and basic therapeutics
- Direct per oral cholangioscopy
- Pseudocyst drainage and endoscopic necrosectomy
- Balloon and capsule enteroscopy



International Faculty

-  Alan Barkun - Canada
-  Jacques Bergman - Netherlands
-  Ralf Kiesslich - Germany
-  Naohisa Yahagi - Japan

Australian Faculty

- Luke Hourigan
- Bradley Kendall
- Raj Singh

Register at www.e-Kiddna.com.au



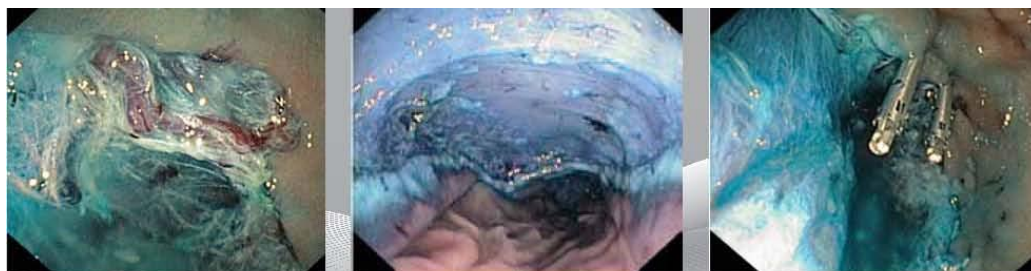
Symposium Program

Day One - Thursday 3rd March 2011	
0730	<i>Registration Opens</i> Venue: TBC
0830 - 0835	Official Conference Open and Welcome. Michael Bourke, Director of Gastrointestinal Endoscopy, Chairman Organising Committee, Westmead Endoscopy Symposium 2011
0832 - 0835	Official Symposium Opening Steven Boyages, Chief Executive Officer, SWAHS
0835 - 0905	Colonoscopy withdrawal: Optimising adenoma detection and characterisation. Prof Ralf Kiesslich, title or quals here
0905 - 1030	<i>Live Endoscopy 1</i> - Chairs: T. Speer, G. Brown, V. Kwan
1030 - 1100	<i>Morning Tea</i> - Venue: TBC
1100 - 1115	Pseudocysts: An update for everyone. Dr Vu Kwan, title or quals here
1115 - 1300	<i>Live Endoscopy 2</i> - Chairs: A. Kaffes, I. Norton, R. Lin
1300 - 1400	<i>Lunch</i> - Venue: TBC
1400 - 1530	<i>Live Endoscopy 3</i> - Chairs: B. Jones, M. Swan, R. Hope
1530 - 1600	<i>Afternoon Tea</i> - Venue: TBC
1600 - 1630	Non variceal upper GI bleeding in 2011: Should I be following the Consensus Guidelines? Prof Alan Barkun, title or quals here?
1630 - 1700	<i>General Endoscopy Quiz</i> - Presenter TBC
1700 - 1800	Experts on the spot. By pre-registration either: (A) Case discussions on upper GI bleeding. Presenter: Dr Brad Kendall, Discussant: Prof Alan Barkun (B) Case discussions on Barrett's dysplasia. Presenter: Dr Luke Hourigan, Discussant: Prof Jacques Bergman
1830	Board coaches to depart for the Malaya Restaurant * please note, coaches are only provided one-way, please make your own way back to the Hilton Hotel
1900	<i>Conference Dinner</i> (by pre-registration only - see below) <i>Special lecture during dinner!</i> TBC

OFFICIAL SYMPOSIUM DINNER

The Malaya Restaurant, 93 Lime Street, King Street Wharf
Please make your own way to the restaurant. Just a short walk from The Four Points by Sheraton
Thursday 3rd March 7.00pm onwards





Symposium Program

Day Two - Friday 4th March 2011	
0800	<i>Registration Opens</i>
0830 - 0900	<i>Barrett's dysplasia: Finding it, not missing it and how to manage it.</i> Prof Jacques Bergman, title and/or quals here
0900 - 1030	<i>Live Endoscopy 4</i> - Chairs: W. Tam, D. Van der Poorten, S. Williams
1030 - 1100	<i>Morning Tea - Venue: TBC</i>
1100 - 1230	<i>Live Endoscopy 5</i> - Chairs: T. Speer, D. Samarasinghe, D. Ruppin
1235 - 1300	<i>The principles of endoscopic lesion detection and characterisation: Becoming Japanese.</i> Prof Naohisa Yahagi, title and quals here
1300 - 1400	<i>Lunch - Venue: TBC</i>
1400 - 1530	<i>Live Endoscopy 6</i> - Chairs: P. Craig, G. Brown, N. Phung
1530 - 1600	<i>Afternoon Tea - Venue: TBC</i>
1600 - 1630	<i>The Peter Gillespie Lecture - The places we will go: Endoscopy 2020.</i> Prof Alan Barkun, title here
1630 - 1645	<i>Quiz answers and awards for winners</i> - Presenters TBC
1645- 1700	<i>Symposium Close, meeting adjourned</i> Michael Bourke

Mark your diary NOW,
next year's Symposium dates!
Wednesday 7th - Friday 9th March, 2012

March 2012

S	M	T	W	T	F	S
		29	30	1	2	3
4	5	6	7	8	9	10
11	12	13	14	15	16	17
18	19	20	21	22	23	24
25	26	27	28	29	30	31

The 4th Annual Westmead Endoscopy Symposium <Day 1>

Date: March 3 (Thu) 14:00-15:30 Sydney time
(TH 10:00-11:30, JP12:00-13:30)

Style: Live demonstration

Main medical organizer: Bourke M

Main engineering organizers: Rosolen B, Munro G, Okamura K

Connecting stations: (Underlined persons are main moderators in each station.)

1. Main venue: Hilton Sydney Hotel, Sydney, Australia

Chairpersons: Brian Jones, Michael Swan

Anchor: Richard Hope

Local & AV engineers: Munro G, Henwood C

Network engineer: Rosolen B, Okamura K

2. Westmead Hospital, West Sydney, Australia

Moderators: Michael Bourke, et al.

Local & AV engineer: Munro G, Henwood C

Network engineer: Rosolen B, Okamura K

3. Chulalongkorn University Hospital, Bangkok, Thailand

Discussants: Rungsun R., et al.

Engineer: Chakaphan, Pornarong

Network engineer: Panjai et al.

4. Kyushu University Hospital, Fukuoka, Japan

Discussants: Yao Fang, Sanguinetti, Carlos, et al.

Engineer: Torata N, Antoku Y

Network: Okamura K

Program

14:00-14:10 (TH 10:00-10:10, JP 12:00-12:10)

Opening remarks and greetings from each station

14:10-15:20 (TH 10:10-11:20, JP 12:10-13:20)

Live demonstration and discussion

15:20-15:30 (TH 11:20-11:30, JP 13:20-13:30)

Closing remarks and good-bye message from each station

The following session is just open for remote stations.

15:30-16:00 (TH 11:30-12:00, JP 13:30-14:00)

Break

16:00-16:30 (TH 12:00-12:30, JP 14:00-14:30)

Non-variceal upper GI bleeding in 2011: Should I be following the Consensus Guidelines?

Alan Barkun, McGill University, Montreal, Canada

16:30-17:00 (TH 12:30-13:00, JP 14:30-15:00)

General Endoscopic Quiz

Preparations:

1. Live endoscopy, connecting 4 sites.
2. Network configuration will be illustrated and announced later by Rosolen B and Okamura K.
 - We use one line of DVTS, whose bandwidth is about 30Mbps.
 - Images from 4 sites are controlled by Quatro, located at Kyushu U CC.
 - We use IPsec to protect patient privacy. A special VPN router is necessary at every institution.
 - NTSC camera or PAL/NTSC converter is necessary in Thailand and Australia.
 - Prepare flat monitors or high-end projector at each station for better quality if available.
3. Test schedule
 - To be announced by Rosolen B in Sydney

The 4th Annual Westmead Endoscopy Symposium <Day 2>

Date: March 4 (Fri) 14:00-15:30 Sydney time

(HK 11:00-12:30, KR12:00-13:30)

Style: Live demonstration

Main medical organizer: Bourke M

Main engineering organizers: Rosolen B, Munro G, Okamura K

Connecting stations: (Underlined persons are main moderators in each station.)

1. Main venue: Hilton Sydney Hotel, Sydney, Australia

Chairpersons: Phil Craig, Gregor Brown

Anchor: David Van der Poorten

Local & AV engineers: Munro G, Henwood C

Network engineer: Rosolen B, Okamura K

2. Westmead Hospital, West Sydney, Australia

Moderators: Michael Bourke, et al.

Local & AV engineer: Munro G, Henwood C

Network engineer: Rosolen B, Okamura K

3. Prince of Wales Hospital, Hong Kong, China

Commentators: Francis Chan, Philip Chiu, et al.

Engineer: Edmond

Network engineer: Patrick

4. Asan Medical Center, Seoul, Korea

Commentators: Dong-Wan Seo, Hwoon-Yong Jung, et al.

Engineer: Koh HK

Network engineer: Kim SG

Program

14:00-14:10 (HK11:00-11:10, KR12:00-12:10)

Opening remarks and greetings from each station

14:10-15:30 (HK 11:10-12:30, KR 12:10-13:25)

Live demonstration and discussion

15:25-15:30 (HK 12:25-12:30, KR 13:25-13:30)

Closing remarks and good-bye message from each station