

## Activity Report of Asia-Pacific Medical Network Project in Kyushu University Hospital : Vol.3

Shimizu, Shuji  
Kyushu University Hospital

Nakashima, Naoki  
Kyushu University Hospital



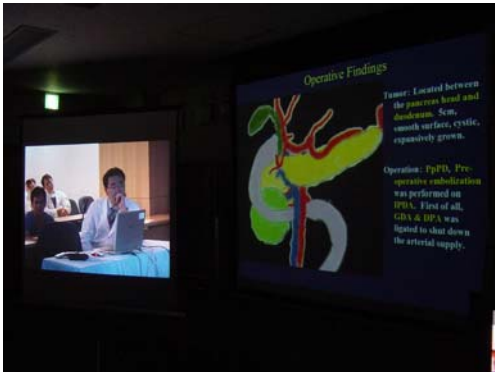



<https://doi.org/10.15017/8304>

---

出版情報 : 「超高速ネットワークを利用したアジア遠隔医療プロジェクト」 TEMDEC活動報告. 3, pp.1-144, 2007-04. AQUA事務局  
バージョン :  
権利関係 :

## 3) Snaps/ Brief explanation

## #59 The 4th Pancreatobiliary Clinico-pathological Teleconference 2006.4.6

<p>【Event】 The 4th Pancreatobiliary Clinico-pathological Teleconference</p> <p>【Date】 2006.4.6</p> <p>【Venue】 Kyushu University Hospital – Seoul National University Bundang Hospital</p>	<p>【Comments】</p> <p>The 4<sup>th</sup> clinico-pathological teleconference was held between SNU Bundang Hospital and Kyushu University Hospital.</p>
	
Conference view	Staffs in Kyushu University
Picture taken at : Kyushu University Hospital	Picture taken at : Kyushu University Hospital
	
Slide presentation from Kyushu University.	Pathologist in Bundang Hospital makes a comment.
Picture taken at : Kyushu University Hospital	Picture taken at : Kyushu University Hospital
	
Staffs in Bundang Hospital.	Radiologist in Kyushu U comments on MRI.
Picture taken at : Kyushu University Hospital	Picture taken at : Kyushu University Hospital

## #60 The 94th Annual Meeting of the Japanese Urological Association 2006.4.13

<p>【Event】 The 94th Annual Meeting of the Japanese Urological Association</p>	<p>【Comments】</p> <p>The 94<sup>th</sup> Annual Meeting of the Japanese Urological Association was held in Fukuoka International Convention Center, organized by Prof. Naito, Kyushu University. Live surgery demonstration was broadcasted from Hanyang Hospital in Seoul.</p>
<p>【Date】 2006.4.13</p>	
<p>【Venue】 Hanyang University, Korea – Fukuoka International Convention Hall</p>	
	
<p>Entrance hall of Japan Urological Congress.</p>	<p>Prof. Naito with Dr Shimizu and Mr. Ishii.</p>
<p>Picture taken at : Fukuoka Convention Center</p>	<p>Picture taken at : Fukuoka Convention Center</p>
	
<p>The audience of live surgery at main hall.</p>	<p>Live surgery of partial nephrectomy.</p>
<p>Picture taken at : Fukuoka Convention Center</p>	<p>Picture taken at : Fukuoka Convention Center</p>
	
<p>Surgical staffs at Hanyang University Hospital.</p>	<p>Mobile station in Seoul for Internet broadcast.</p>
<p>Picture taken at : Hanyang Universtiy Hospital</p>	<p>Picture taken at : Mobile station at Hanyang Univ.</p>



## #61 Teleconference in Siriraj-Ramathibodi Medical Congress 2006.4.19

<b>【Event】</b> Teleconference in Siriraj-Ramathibodi Medical Congress	<b>【Comments】</b> To commemorate the 60 <sup>th</sup> anniversary celebration of His Majesty's Accession to the Throne, Siriraj-Ramathibodi Medical Congress was held. Teleconference on endocrine surgery was organized between Bangkok, Fukuoka, and Seoul.
<b>【Date】</b> 2006.4.19	
<b>【Venue】</b> Queen Sirikit National Convention Center – Kyushu U Hospital – SNU Bundang Hospital	
	
Opening ceremony of the Congress.	Teleconference at the conference hall, Bangkok.
Picture taken at : National Convention Center	Picture taken at : National Convention Center
	
Two remote stations at top of the screen.	A slide view at the main venue while presentation.
Picture taken at : National Convention Center	Picture taken at : National Convention Center
	
Dean of Medical Dept., Prof Harada, joins at Kyushu.	Doctors at Bundang Hospital chaired by Dr Han.
Picture taken at : Kyushu University Hospital	Picture taken at : SNU Bundang Hospital

## #64 Medical Live Demonstration on ASEM ICT Senior Official Meeting 2006.6.8

【Event】 Medical Live Demonstration on ASEM ICT Senior Official Meeting	【Comments】 Senior Official Meeting of the Asia-Europe Meeting was held in Ha Long, Vietnam. The first teleconference using DVTS was successfully demonstrated from Kyushu University Hospital.
【Date】 2006.6.8	
【Venue】 Ha Long Dream Hotel, Vietnam – Kyushu University Hospital	
	
Attendants from 20 countries of Asia and Europe.	Presentation by Dr Shimizu in main conference.
Picture taken at : Ha Long Dream Hotel, Vietnam	Picture taken at : Ha Long Dream Hotel, Vietnam
	
Monitor view of Ha Long venue and endoscopy.	Dr Yada demonstrates endoscopy from Kyushu Univ.
Picture taken at : Kyushu University Hospital	Picture taken at : Kyushu University Hospital
	
Dr Shimizu chairs live demonstration at the venue.	All attendants at TEIN2 technical meeting.
Picture taken at : Ha Long Dream Hotel, Vietnam	Picture taken at : Ha Long Dream Hotel, Vietnam



## #65 Medical Live Demonstration on TEIN2 Meeting 2006.6.20

【Event】 Medical Live Demonstration at TEIN2 Meeting	【Comments】
【Date】 2006.6.20	TEIN2 Meeting was held to commemorate inauguration of the service in Bangkok, Thailand, where live endoscopy was demonstrated for the audience from Kyushu University Hospital, Japan.
【Venue】 ToT Corporation Public Company, Bangkok – Kyushu University Hospital	
	
Opening ceremony of TEIN2 Meeting at Bangkok.	The resident is making a case presentation.
Picture taken at : ToT Corporation Public Company	Picture taken at : ToT Corporation Public Company
	
Endoscopic view of the gastric model, showing cancer.	Dr Shimizu handles endoscopy for demonstration.
Picture taken at : Kyushu University Hospital	Picture taken at : Kyushu University Hospital
	
View of the Bangkok venue on the screen at Kyushu.	Dr Nopphol makes a statement.
Picture taken at : Kyushu University Hospital	Picture taken at : Kyushu University Hospital

## #66 Remote Presentation between Kyushu and Hanyang 2006.6.21

【Event】 Remote Presentation between Kyushu and Hanyang	【Comments】
【Date】 2006.6.21	When Dr Son BK finished his training at Kyushu
【Venue】 Kyushu University Hospital – Hanyang University Hospital	University Hospital, he summarized a report about his life in Fukuoka. We shared his experience with staffs in Hanyang University Hospital.
	
Staffs listen to the presentation of Dr Son BK.	His experience in ERCP room.
Picture taken at : Kyushu University Hospital	Picture taken at : Kyushu University Hospital
	
Mr Torata is introducing a new endoscopy room.	Dr Hahm and his staffs at Hanyang University.
Picture taken at : Kyushu University Hospital	Picture taken at : Kyushu University Hospital
	
Dr Son BK makes a presentation from Kyushu Univ.	Conference view at Kyushu University Hospital.
Picture taken at : Kyushu University Hospital	Picture taken at : Kyushu University Hospital



## #67 APAN Meeting in Singapore - Activity Report 2006.7.20




<p>【Event】 APAN Meeting in Singapore - Activity Report</p>	<p>【Comments】</p>
<p>【Date】 2006.7.20</p>	<p>The 22<sup>nd</sup> APAN was held at Singapore. Medical</p>
<p>【Venue】 Singapore APAN venue – Kyushu University</p>	<p>Workshop was held in which DVTS was used for remote presentation from Kyushu University Hospital.</p>
	
<p>Dr Shimizu chairs medical workshop.</p>	<p>Dr Nakashima presents activity report.</p>
<p>Picture taken at : Singapore APAN Meeting venue</p>	<p>Picture taken at : Singapore APAN Meeting venue</p>
	
<p>Conference view at Singapore venue.</p>	<p>A presentation on infection project from Kyushu Univ.</p>
<p>Picture taken at : Singapore APAN Meeting venue</p>	<p>Picture taken at : Kyushu University Hospital</p>
	
<p>A poster of the 22nd APAN at Singapore.</p>	<p>Conference venue building at NUS.</p>
<p>Picture taken at : Singapore APAN Meeting venue</p>	<p>Picture taken at : Singapore APAN Meeting venue</p>



**#68 APAN Meeting in Singapore - Medical Live Demonstration I 2006.7.20**

<p>【Event】</p> <p>APAN Meeting in Singapore - Medical Live Demonstration I</p>	<p>【Comments】</p> <p>Live demonstration of colon surgery was programmed at APAN-Singapore chaired by Dr Han HS. Dr Wang HM was an operator from Taiwan, with Dr Ng E at Hong Kong, Dr Qiu Z at Shanghai as modulators.</p>
<p>【Date】 2006.7.20</p>	
<p>【Venue】 Singapore APAN venue</p> <ul style="list-style-type: none"> <li>- Taichung Veteran General Hospital</li> <li>- Shanghai Jiaotong University</li> <li>- Chinese University of Hong Kong</li> </ul>	
	
<p>Dr Han HS chairs a session.</p>	<p>Conference view at the Singapore venue.</p>
<p>Picture taken at : Singapore APAN Meeting venue</p>	<p>Picture taken at : Singapore APAN Meeting venue</p>
	
<p>The venue was full of large audience.</p>	<p>Dr Jimmy So makes a comment during session.</p>
<p>Picture taken at : Singapore APAN Meeting venue</p>	<p>Picture taken at : Singapore APAN Meeting venue</p>
	
<p>Dr Ng Enders respond to Singapore venue.</p>	<p>Dr David Lomanto makes comments on surgery.</p>
<p>Picture taken at : Singapore APAN Meeting venue</p>	<p>Picture taken at : Singapore APAN Meeting venue</p>

## #69 APAN Meeting in Singapore - Medical Live Demonstration II 2006.7.20

<b>【Event】</b> APAN Meeting in Singapore - Medical Live Demonstration II	<b>【Comments】</b> Healthcare problem was discussed between Singapore, Thailand, Indonesia, and Japan. DVTS was successfully connected for the first time to Siriraj Hospital in Bangkok and ITB in Bandung, Indonesia.
<b>【Date】</b> 2006.7.20	
<b>【Venue】</b> Singapore APAN venue - Kyushu University Hospital - Mahidol University Siriraj Hospital - Institute of Technology in Bandung	
	
Dr Muta chairs the teleconference.	Prof Okamura explains the network structure.
Picture taken at : Singapore APAN Meeting venue	Picture taken at : Singapore APAN Meeting venue
	
Both projector and flat monitor were prepared on site.	Four stations seen in the center screen.
Picture taken at : Singapore APAN Meeting venue	Picture taken at : Singapore APAN Meeting venue
	
The audience in the venue.	Conference view in Singapore venue.
Picture taken at : Singapore APAN Meeting venue	Picture taken at : Singapore APAN Meeting venue





## #70 The 1st Kyushu ESD Live Demonstration 2006.8.21

<p>【Event】 The 1st Kyushu ESD Live Demonstration between Nagasaki Univ. and Kyushu Univ.</p>	<p>【Comments】 The first connection to Nagasaki University Hospital.</p>
<p>【Date】 2006.8.21</p>	<p>A new type of endoscopic treatment, called ESD</p>
<p>【Venue】 Kyushu University Hospital – Nagasaki University Hospital</p>	<p>(endoscopic submucosal dissection), was demonstrated from Nagasaki to Fukuoka.</p>
	
<p>Dr Nakamura asks questions to Nakasaki.</p>	<p>Dr Shikuwa performs ESD at Nagasaki University.</p>
<p>Picture taken at : Kyushu University Hospital</p>	<p>Picture taken at : Kyushu University Hospital</p>
	
<p>Conference view at Kyushu University Hospital.</p>	<p>Endoscopic view on the flat monitor.</p>
<p>Picture taken at : Kyushu University Hospital</p>	<p>Picture taken at : Kyushu University Hospital</p>
	
<p>A flat monitor and a camera for communication.</p>	<p>Dr Shimizu makes a comment at Kyushu University.</p>
<p>Picture taken at : Kyushu University Hospital</p>	<p>Picture taken at : Kyushu University Hospital</p>



## #71 AARNet3 Launch Ceremony 2006.9.14






【Event】 AARNet3 Launch Ceremony	【Comments】
【Date】 2006.9.14	AARNet3 was launched in the ceremony. Two ministers of Australia attended it. We were guest speaker of the ceremony and Dr. Yada made an on line demonstration of upper GI endoscopic technique. The ceremony including the event was successful.
【Venue】 Kyushu University Hospital – Flinders University – Canberra venue	
	
Preparation of the Japanese station	Kids joined the ceremony in the Canberra venue
Picture taken at : Kyushu University Hospital	Picture taken at : Kyushu University Hospital
	
Dr Colin Carati moderated the event in Adelaide	A minister was greeting the launch of AARNet3
Picture taken at : Kyushu University Hospital	Picture taken at : Kyushu University Hospital
	
The minister attached the huge plaque of AARNet3	An explanation of AARNet 3 in the Canberra venue
Picture taken at : Kyushu University Hospital	Picture taken at : Kyushu University Hospital

**#72 The 1st Conference with Gyeongsang National University 2006.9.15**

【Event】 The 1st Conference with Gyeongsang National University	【Comments】 Kyushu University Hospital and Gyeongsang National University Hospital have had a sister hospital relationship for a long time. Adding to the annual intervisitation, we started the online interaction from 2006.
【Date】 2006.9.15	
【Venue】 Kyushu University Hospital – Gyeongsang National University Hospital, Korea	
	
Preparation by staffs in Korean station	Prof. Hong, the vice president of Gyeongsang U. Hospital, and the visiting party from Kyushu Univ. Hospital
Picture taken at : Gyeongsang Univ. Hospital	Picture taken at : Gyeongsang Univ. Hospital
	
Staffs of Gyeongsang Univ. Hospital and the visiting party from Kyushu Univ. Hospital	Dr. Kira, the vice president of Kyushu U. Hospital and Ms. Nakahata, the director of nursing service depart. attended
Picture taken at : Gyeongsang Univ. Hospital 1	Picture taken at : Kyushu University Hospital
	
Dr Muta was the leader of the visiting party.	Koran station has abundant information equipments.
Picture taken at : Kyushu University Hospital	Picture taken at : Gyeongsang Univ. Hospital



#73 The 1<sup>st</sup> Conference with Seoul National University Hospital 2006.9.22



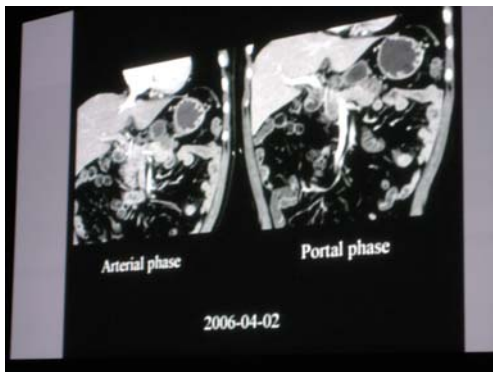

<p>【Event】</p> <p>The 1<sup>st</sup> Conference with Seoul National University Hospital</p>	<p>【Comments】</p> <p>The 4<sup>th</sup> Conference of Korean Laparoscopic Gastrointestinal Surgery Study Group was held in Seoul, where a remote lecture was made from Fukuoka, Japan. The main hospital of Seoul National University was successfully connected by DVTS for the first time.</p>
<p>【Date】 2006.9.22</p>	
<p>【Venue】 Seoul National University main hospital – Fukuoka Acros, Fukuoka</p>	
	
<p>A large auditorium with audience in the SNU Hospital venue.</p>	
<p>Picture taken at : Seoul National University Hospital</p>	
	
<p>A large screen in the center of the venue.</p>	<p>Dr Shimizu makes a presentation from Fukuoka.</p>
<p>Picture taken at : Seoul National University Hospital</p>	<p>Picture taken at : Fukuoka Acros</p>
	
<p>Mr Torata works for communication while presentation.</p>	<p>A portable teleconference kit for DVTS connection.</p>
<p>Picture taken at : Fukuoka Acros</p>	<p>Picture taken at : Fukuoka Acros</p>



## #74 Fukuoka Endoscopic Surgery Forum 2006.9.22

<p>【Event】 The 6<sup>th</sup> Fukuoka Endoscopic Surgery Forum</p>	<p>【Comments】 The 6<sup>th</sup> Fukuoka Endoscopic Surgery Forum was organized at Fukuoka, where 200 nurses participated. Fujimoto-Hayasuzu Hospital was connected first time to DVTS, while Iwate Medical College attended two consecutive year.</p>
<p>【Date】 2006.9.22</p>	
<p>【Venue】 Fukuoka Acros, Fukuoka</p> <ul style="list-style-type: none"> <li>- Iwate Medical College, Iwate</li> <li>- Fujimoto-Hayasuzu Hospital, Miyazaki</li> </ul>	
	
<p>A large audience in the venue.</p>	<p>The conference view with two screens.</p>
<p>Picture taken at : Fukuoka Acros</p>	<p>Picture taken at : Fukuoka Acros</p>
	
<p>A presentation was made by a local nurse.</p>	<p>Chairpersons and a commentator in discussion.</p>
<p>Picture taken at : Fukuoka Acros</p>	<p>Picture taken at : Fukuoka Acros</p>
	
<p>A nurse makes a question during the conference.</p>	<p>A venue in Fujimoto-Hayasuzu Hospital in Miyazaki.</p>
<p>Picture taken at : Fukuoka Acros</p>	<p>Picture taken at : Fujimoto-Hayasuzu Hospital</p>

## #75 The 5th Pancreatobiliary Clinico-pathological Teleconference 2006.9.28

<p>【Event】</p> <p>The 5th Pancreatobiliary Clinico-pathological Teleconference</p>	<p>【Comments】</p> <p>The 5<sup>th</sup> Pancreatobiliary Clinico-pathological teleconference was held between Kyushu University Hospital and SNU Bundang Hospital. The National Taiwan University was invited to the conference for the first time.</p>
<p>【Date】 2006.9.28</p>	
<p>【Venue】 Kyushu University Hospital</p> <p>– Seoul National University Bundang Hospital</p>	
	
<p>Three stations are seen on the screen.</p>	<p>A presentation slide from Kyushu Univ. on the screen.</p>
<p>Picture taken at : Kyushu University Hospital</p>	<p>Picture taken at : Kyushu University Hospital</p>
	
<p>The staffs view on the conference.</p>	<p>EUS and 3D reconstruction view on the screen.</p>
<p>Picture taken at : Kyushu University Hospital</p>	<p>Picture taken at : Kyushu University Hospital</p>
	
<p>MRI is shown on the screen.</p>	<p>A flat monitor shows three stations during discussion.</p>
<p>Picture taken at : Kyushu University Hospital</p>	<p>Picture taken at : Kyushu University Hospital</p>

## #76 The 1st JSPS Hematology Seminar in Fukuoka 2006.10. 5

<p>【Event】 The 1st JSPS Hematology Seminar in Fukuoka</p>	<p>【Comments】</p> <p>The first hematology seminar supported by Japan Society of the Promotion of Science was organized, where a teleconference between Mahidol University and Kyushu University was held.</p>
<p>【Date】 2006.10.5</p>	
<p>【Venue】 Kyushu University Hospital, Fukuoka – Mahidol University Siriraj Hospital, Bangkok</p>	
	
<p>The entrance hall of the seminar at Kyushu Univ.</p>	<p>Dr Shimizu makes a presentation during seminar.</p>
<p>Picture taken at : Kyushu University Hospital</p>	<p>Picture taken at : Kyushu University Hospital</p>
	
<p>Mr Nopphol is in the center screen at Kyushu Univ.</p>	<p>Conference view at Kyushu University venue.</p>
<p>Picture taken at : Kyushu University Hospital</p>	<p>Picture taken at : Mahidol University Siriraj Hospital</p>
	
<p>Conference view at Mahidol University.</p>	<p>Staffs in Mahidol University during seminar.</p>
<p>Picture taken at : Mahidol University Siriraj Hospital</p>	<p>Picture taken at : Mahidol University Siriraj Hospital</p>



## #77 ELSA2006 in Seoul: Live Demonstration 1 2006.10.19

<p>【Event】 ELSA2006 in Seoul Live Demonstration 1</p>	<p>【Comments】</p>
<p>【Date】 2006.10.20</p>	<p>The live demonstration of colon surgery was performed on the first day of the congress. The two operations were held in parallel, one from Bundang University, Korea, and the other from Taichung VGH, Taiwan. Tsinghua University in Beijing remotely joined the conference as commentator.</p>
<p>【Venue】 Lotte Hotel, Seoul, Korea</p> <ul style="list-style-type: none"> <li>– Seoul National University Bundang Hospital, KR</li> <li>– Taichung Veteran General Hospital, TW</li> <li>– Tsinghua University, Beijing, CN</li> </ul>	
	
<p>Dr Han explains the live surgery.</p>	<p>Conference view at the venue.</p>
<p>Picture taken at : Seoul Lotte Hotel</p>	<p>Picture taken at : Seoul Lotte Hotel</p>
	
<p>One screen for surgery, another for communication</p>	<p>The venue is crowded by a large participants.</p>
<p>Picture taken at : Seoul Lotte Hotel</p>	<p>Picture taken at : Seoul Lotte Hotel</p>
	
<p>Computers are ready for live surgery demonstration.</p>	<p>Task Force Members for telesurgery at ELSA.</p>
<p>Picture taken at : Seoul Lotte Hotel</p>	<p>Picture taken at : Seoul Lotte Hotel</p>

## #78 ELSA2006 in Seoul: Live Demonstration 2 2006.10.20

<p>【Event】 ELSA2006 in Seoul Live Demonstration 2</p>	<p>【Comments】</p> <p>The live demonstration of laparoscopic distal gastrectomy was performed at ELSA on the second day. One surgery was performed in Bundang Hospital, the other in Kyushu University. Dr Ng Enders joined a discussion remotely from Hong Kong.</p>
<p>【Date】 2006.10.19</p>	
<p>【Venue】 Lotte Hotel, Seoul, Korea</p> <ul style="list-style-type: none"> <li>– Seoul National University Bundang Hospital, KR</li> <li>– Kyushu University Hospital, JP</li> <li>– Chinese University of Hong Kong, CN</li> </ul>	
	
<p>Conference view at the venue.</p>	<p>Two screens are active during live surgery.</p>
<p>Picture taken at : Seoul Lotte Hotel</p>	<p>Picture taken at : Seoul Lotte Hotel</p>
	
<p>The venue is crowded with a large audience.</p>	<p>Participants watch a flat monitor on the side.</p>
<p>Picture taken at : Seoul Lotte Hotel</p>	<p>Picture taken at : Seoul Lotte Hotel</p>
	
<p>Dr Nagai and his surgical team at Kyushu University.</p>	<p>Technical team poses after successful demonstration.</p>
<p>Picture taken at : Kyushu University Hospital</p>	<p>Picture taken at : Seoul Lotte Hotel</p>



## #79 Asian Month Public Program Seminar 2006.10.26

<p>【Event】 Asian Month Public Program Seminar</p>	<p>【Comments】</p> <p>Open seminar for citizens was held in Kyushu University Hospital on the topics of AIDS as an event of Asian Month in Fukuoka. Remote presentations and discussion were made connecting Siriraj Hospital in Thailand and Chungnam University in Korea.</p>
<p>【Date】 2006.10.26</p>	
<p>【Venue】 Kyushu University Hospital</p> <ul style="list-style-type: none"> <li>– Mahidol University Siriraj Hospital</li> <li>– Chungnam University</li> </ul>	
	
<p>Conference view at auditorium in Kyushu U Hospital.</p>	<p>Chairpersons proceed the conference.</p>
<p>Picture taken at : Kyushu University Hospital</p>	<p>Picture taken at : Kyushu University Hospital</p>
	
<p>Three stations are shown in the screen.</p>	<p>Staffs in Mahidol University Siriraj Hospital.</p>
<p>Picture taken at : Kyushu University Hospital</p>	<p>Picture taken at : Mahidol University Siriraj Hospital</p>
	
<p>Conference view at Mahidol University Siriraj Hospital.</p>	<p>The presentation was made from Thailand.</p>
<p>Picture taken at : Mahidol University Siriraj Hospital</p>	<p>Picture taken at : Mahidol University Siriraj Hospital</p>



## #80 The 26th Joint Conference on Medical Informatics 2006.11.2

<p>【Event】 The 26th Joint Conference on Medical Informatics</p>	<p>【Comments】</p> <p>The live demonstration of endoscopy was held during 26<sup>th</sup> Joint Conference on Medical Informatics in Sapporo. The audience enjoyed teleconference between Kyushu University in Fukuoka, National Cancer Center in Korea, and Shanghai Jiaotong University First People's Hospital.</p>
<p>【Date】 2006.11.2</p>	
<p>【Venue】 — Sapporo Convention Center</p> <ul style="list-style-type: none"> <li>— Kyushu University Hospital, Fukuoka</li> <li>— National Cancer Center, Seoul</li> <li>— Shanghai Jiaotong University Hospital</li> </ul>	
	
<p>The conference view in Sapporo venue.</p>	<p>The endoscopic procedures in process.</p>
<p>Picture taken at : Sapporo Convention Center</p>	<p>Picture taken at : Kyushu University Hospital</p>
	
<p>A view of flat monitor at Kyushu University Hospital.</p>	<p>Four stations are shown on the screen.</p>
<p>Picture taken at : Kyushu University Hospital</p>	<p>Picture taken at : Kyushu University Hospital</p>
	
<p>Endoscopic team at Kyushu University Hospital.</p>	<p>An endoscopic room for demonstration.</p>
<p>Picture taken at : Kyushu University Hospital</p>	<p>Picture taken at : Kyushu University Hospital</p>

## 81 The 1st Asia-Pacific Gastric Cancer Conference 2006.11.21

<b>【Event】</b> The 1st Asia-Pacific Gastric Cancer Conference	<b>【Comments】</b> The first Asia-Pacific Gastric Cancer Conference was organized at NUS. Live surgery was broadcasted from Korea, joined by Kyushu University in Japan and NTU in Taiwan.
<b>【Date】</b> 2006.11.21	
<b>【Venue】</b> – National University of Singapore – SNU Bundang Hospital, Seoul – Kyushu University Hospital, Fukuoka – National Taiwan University, Taipei	
	
Main teleconference venue at NUS	Four stations are shown in the monitor.
Picture taken at : National University of Singapore	Picture taken at : Kyushu University Hospital
	
Conference view at Kyushu University Hospital	Dr Nakamura makes a presentation.
Picture taken at : Kyushu University Hospital	Picture taken at : Kyushu University Hospital
	
Dr Lin MT and his surgical team at NTU.	Conference view at National Taiwan University.
Picture taken at : National Taiwan University	Picture taken at : National Taiwan University



## #82 The 1st Core University Program of Pharmacy 2006.12.22

<p>【Event】 The 1st Core University Program of Pharmacy</p> <p>【Date】 2006.12.22</p> <p>【Venue】</p> <ul style="list-style-type: none"> <li>- Kyushu University Hospital, Fukuoka</li> <li>- Peking University, Beijing</li> </ul>	<p>【Comments】</p> <p>The first teleconference between Peking University and Kyushu University was held for Core University Program of Pharmacy. The presentations were made from each station with subsequent discussion. Peking University was connected by DVTS for the first time at this conference.</p>
	
A plasma monitor at Kyushu University.	Audience at conference room at Kyushu U Hospital.
Picture taken at : Kyushu University Hospital	Picture taken at : Kyushu University Hospital
	
Prof Shoyama discuss with counterpart in Beijing.	Prof Cai and his staffs at Peking University.
Picture taken at : Kyushu University Hospital	Picture taken at : Kyushu University Hospital
	
A student from Peking U speaks at Kyushu Univ.	A pathological view was presented from Peking U.
Picture taken at : Kyushu University Hospital	Picture taken at : Kyushu University Hospital



**#83 The 23rd APAN Meeting - Workshop on bird influenza 2007.1.25**

<p>【Event】 23rd APAN Meeting - Workshop on bird influenza</p>	<p>【Comments】</p> <p>Teleconference on bird influenza was held for the first time in Medical session in APAN. As many as eight countries were connected using DVTS, which provided high quality of presentation and communication. Manila, Chulalongkorn, NHP, UI, and ANU were first time to be connected by DVTS.</p>
<p>【Date】 2007.1.25</p>	
<p>【Venue】 Manila venue (PH) – Nagasaki U (JP) – Peking U (CN) – Chulalongkorn U (TH) – National Hospital of Pediatrics (VN) – U of Indonesia (ID) – Australia National U (AU) – Stanford U (US)</p>	
	
<p>Conference view at Manila venue.</p>	<p>Mr Davide West of TEIN2 makes a speech.</p>
<p>Picture taken at : Edsa Shangri-la Hotel</p>	<p>Picture taken at : Edsa Shangri-la Hotel</p>
	
<p>Eight connected stations were on the screen.</p>	<p>Setting at Stanford University Conference room.</p>
<p>Picture taken at : Edsa Shangri-la Hotel</p>	<p>Picture taken at : Stanford University</p>
	
<p>Conference hall at University of Indonesia.</p>	<p>Auditorium of Australia National University.</p>
<p>Picture taken at : University of Indonesia</p>	<p>Picture taken at : Australia National University</p>

**#84 The 23rd APAN Meeting - Medical Workshop Live Demonstration I 2007.1.25**

<p>【Event】 23rd APAN Meeting - Medical Workshop Live Demonstration I</p>	<p>【Comments】 Live demonstration of gastric surgery was performed, connecting Manila, Seoul, Mumbai, and Kuala Lumpur. This was the first time for India, Malaysia, and Manila to have DVTS streaming for high-quality surgical images. India had some PAL/NTSC problems and was not seen from Manila venue.</p>
<p>【Date】 2007.1.25</p>	
<p>【Venue】 Manila venue (PH) – SNU Bundang Hospital (KR) – Tata Memorial Hospital (IN) – Kuala Lumpur NOC (MY)</p>	
	
<p>Dr Han chairs the session.</p>	<p>The conference view at Manila venue.</p>
<p>Picture taken at : Edsa Shangri-la Hotel</p>	<p>Picture taken at : Edsa Shangri-la Hotel</p>
	
<p>The room was full of a large audience.</p>	<p>Dr HH Kim was an operator from Bundang Hospital.</p>
<p>Picture taken at : Edsa Shangri-la Hotel</p>	<p>Picture taken at : Edsa Shangri-la Hotel</p>
	
<p>Manila, Seoul, and Kuala Lumpur are on screen.</p>	<p>Dr Shukla has interviews at Tata Memorial Hospital.</p>
<p>Picture taken at : Edsa Shangri-la Hotel</p>	<p>Picture taken at : Edsa Shangri-la Hotel</p>



## #85 The 23rd APAN Meeting - Medical Workshop Live Demonstration II 2007.1.25




<p>【Event】 23rd APAN Meeting - Medical Workshop Live Demonstration II</p>	<p>【Comments】</p> <p>Virtual visit of surgical training center was made in this demonstration. Dr Ng in Chinese University of Hong Kong introduced his center by DV camera. At National University of Singapore, its center was unfortunately under construction.</p>
<p>【Date】 2007.1.25</p>	
<p>【Venue】 Manila venue – NUS – CUHK</p>	
	
<p>Conference view at Manila venue.</p>	<p>Right screen shows three connected stations.</p>
<p>Picture taken at : Edsa Shangri-la Hotel</p>	<p>Picture taken at : Edsa Shangri-la Hotel</p>
	
<p>Conversation is made between Manila and HK.</p>	<p>Dr Ng Enders shows his training center.</p>
<p>Picture taken at : Edsa Shangri-la Hotel</p>	<p>Picture taken at : Edsa Shangri-la Hotel</p>
	
<p>The audience at the venue.</p>	<p>Dr Hilvano, chairperson, is in the left screen.</p>
<p>Picture taken at : Edsa Shangri-la Hotel</p>	<p>Picture taken at : Edsa Shangri-la Hotel</p>



## #86 China, Korea and Japan Joint Symposium 2007.2.2

<p>【Event】 China, Korea and Japan Joint Symposium</p>	<p>【Comments】</p> <p>The ethical issue of transplantation was discussed among Japan, Korea and China at Joint Symposium.</p>
<p>【Date】 200.2.2</p>	<p>The patients who had transplantation also made presentations and joined the discussion.</p>
<p>【Venue】 Kyushu University Hospital (Japan)</p> <ul style="list-style-type: none"> <li>– SNU Bundang Hospital (Korea)</li> <li>– Tsinghua University (China)</li> </ul>	
	
<p>Conference view at auditorium in Kyushu U Hospital.</p>	<p>Three stations are on the screen.</p>
<p>Picture taken at : Kyushu University Hospital</p>	<p>Picture taken at : Kyushu University Hospital</p>
	
<p>Dr Sugitani makes a presentation.</p>	<p>Chairpersons are on the stage.</p>
<p>Picture taken at : Kyushu University Hospital</p>	<p>Picture taken at : Kyushu University Hospital</p>
	
<p>Dr Guan in Beijing with his patient and engineer.</p>	<p>Audience at Kyushu University Hospital.</p>
<p>Picture taken at : Tsinghua University</p>	<p>Picture taken at : Kyushu University Hospital</p>

## #87 Demonstration for KOSEF delegate 2007.3.5

【Event】 Demonstration for KOSEF delegate	【Comments】 Three Korean delegate, including Dr.
【Date】 2007.3.5	Chung-Duk Kim, Chairman of KOSEF (Korean Science and Engineering Foundation, visited at
【Venue】 Kyushu University Hospital - Seoul National University Bundang Hospital - Stanford University	Kyushu University Hospital. We demonstrated 3 station events with Japan, Korea and USA
	
3 guests from Korea including Chariman Dr. CD Kim	Discussion among three stations
Picture taken at : Kyushu University Hospital	Picture taken at : Kyushu University Hospital
	
A full view of the station in Kyushu Univ. Hospital	Monitor configuration in Kyushu Univ. Hospital.
Picture taken at : Kyushu University Hospital	Picture taken at : Kyushu University Hospital
	
Lecture about e-learning system by Dr. Lee YS (USA)	Chariman Dr. CD Kim and Dean Dr. S Suita
Picture taken at : Kyushu University Hospital	Picture taken at : Kyushu University Hospital



## #88 Siriraj Hospital Endoscopic Seminar 2007.3.6

<p>【Event】 2nd International Live Demonstration Workshop on Therapeutic Endoscopy</p>	<p>【Comments】</p>
<p>【Date】 2007.2.2</p>	<p>The second endoscopy seminar was held at Mahidol University Siriraj Hospital, where about 100 doctors participated. Live surgery was performed from its endoscopic suite while Dr Yada joined from Japan to make a presentation and comments.</p>
<p>【Venue】 Mahidol University Siriraj Hospital – Kyushu University Hospital</p>	
	
<p>Conference view at Siriraj Hospital</p>	<p>Engineering team is at the side of the auditorium.</p>
<p>Picture taken at : Mahidol University Siriraj Hospital</p>	<p>Picture taken at : Mahidol University Siriraj Hospital</p>
	
<p>Dr Yoshinaga is ready for live demonstrarion.</p>	<p>Dr Yada makes a comment from Kyushu U Hospital.</p>
<p>Picture taken at : Mahidol University Siriraj Hospital</p>	<p>Picture taken at : Kyushu University Hospital</p>
	
<p>Commentators are on the stage.</p>	<p>Control room of Mahidol University Siriraj Hospital.</p>
<p>Picture taken at : Mahidol University Siriraj Hospital</p>	<p>Picture taken at : Mahidol University Siriraj Hospital</p>

## #89 NTU Endoscopic Seminar 2007.3.14







【Event】 NTU Endoscopic Seminar	<b>【Comments】</b> Dr Lee JY came to Kyushu University Hospital for endoscopic training from National Taiwan University. He made a presentation about his experiences in Japan, including public and personal, which was shared by his colleagues in NTU.
【Date】 2007.2.2	
【Venue】 Kyushu University Hospital – National Taiwan University	
	
Greetings by Dr Shimizu	Dr Lee JY makes a presentation.
Picture taken at : Kyushu University Hospital	Picture taken at : Kyushu University Hospital
	
One screen for counterpart, and the other for slide.	Dr Lee JY and Kyushu University staff.
Picture taken at : Kyushu University Hospital	Picture taken at : Kyushu University Hospital
	
Dr Wang HP and his staff at NTU	Slide presentation screen by Dr Lee JY
Picture taken at : Kyushu University Hospital	Picture taken at : Kyushu University Hospital



## #91 APHPBA Teleconference on endoscopic surgery 2007.3.22

<p>【Event】 Congress of Asia-Pacific Hepato-Pancreato-Biliary Association: Teleconference1</p>	<p>【Comments】</p> <p>Teleconference on endoscopic surgery was held in the First Biennial Congress of the Asian-Pacific Hepato-Pancreato-Biliary Association in Fukuoka. Presentations were remotely made from Singapore, Hong Kong, and Manila. This was the first time to connect University of Philippine Manila.</p>
<p>【Date】 2007.3.22</p>	
<p>【Venue】 Fukuoka International Congress Hall</p> <ul style="list-style-type: none"> <li>- National University of Singapore</li> <li>- Chinese University of Hong Kong</li> <li>- University of Philippine Manila</li> </ul>	
	
<p>Two chairpersons and Dr Lomanto of NUS.</p>	<p>Four stations are shown in the screen.</p>
<p>Picture taken at : Fukuoka Convention Center</p>	<p>Picture taken at : Fukuoka Convention Center</p>
	
<p>Presentation view at Fukuoka venue</p>	<p>Dr Han HS, Bundang Hospital, makes a question.</p>
<p>Picture taken at : Fukuoka Convention Center</p>	<p>Picture taken at : Fukuoka Convention Center</p>
	
<p>Preparation at Philippine venue</p>	<p>Venue auditorium at CUHK.</p>
<p>Picture taken at : University of Philippine Manila</p>	<p>Picture taken at : Chinese University of Hong Kong</p>

**#92 APHPBA Live surgery demonstration with high-definition 2007.3.23**

<b>【Event】</b> Congress of Asia-Pacific Hepato-Pancreato-Biliary Association: Live surgery	<b>【Comments】</b> The laparoscopic distal pancreatectomy was broadcasted from Bundang Hospital to Fukuoka venue. This was the first surgical demonstration in the world with uncompressed high-definition images, which impressed a large audience attended.
<b>【Date】</b> 2007.3.23	
<b>【Venue】</b> Fukuoka International Congress Hall – Seoul National Bundang Hospital	
	
Surgery on the left and operation room on the right.	Case presentation with very clear image of CT.
Picture taken at : Fukuoka Convention Center	Picture taken at : Fukuoka Convention Center
	
The conference view at Fukuoka venue.	A plasma monitor was placed also at venue entrance.
Picture taken at : Fukuoka Convention Center	Picture taken at : Fukuoka Convention Center
	
Dr Han HS and his surgical team.	The operation room in Korea during live surgery.
Picture taken at : SNU Bundang Hospital	Picture taken at : SNU Bundang Hospital



**#93 APHPBA Teleconference on pancreas transplantation 2007.3.23**




<p>【Event】 Congress of Asia-Pacific Hepato-Pancreato-Biliary Association: Teleconference2</p>	<p>【Comments】</p> <p>Teleconference on pancreas transplatation was held in the First Biennial Congress of the Asian-Pacific Hepato-Pancreato-Biliary Association in Fukuoka.</p> <p>Presentations were remotely made from Seoul, Beijing, and Taipei.</p>
<p>【Date】 2007.3.23</p>	
<p>【Venue】 Fukuoka International Congress Hall</p> <ul style="list-style-type: none"> <li>- SNU Bundang Hospital</li> <li>- Tsinghua University</li> <li>- National University of Taiwan</li> </ul>	
	
<p>The teleconference view at Fukuoka venue.</p>	<p>Two chairpersons, Dr Han DJ and Dr Sugitani.</p>
<p>Picture taken at : Fukuoka Convention Center</p>	<p>Picture taken at : Fukuoka Convention Center</p>
	
<p>Presentation view at Fukuoka venue</p>	<p>The operation video being shown at the conference.</p>
<p>Picture taken at : Fukuoka Convention Center</p>	<p>Picture taken at : Fukuoka Convention Center</p>
	
<p>Four connected stations on the screen</p>	<p>Mr Torata is preparing hard for the teleconference.</p>
<p>Picture taken at : Fukuoka Convention Center</p>	<p>Picture taken at : Fukuoka Convention Center</p>

## #95 Endoscopic teleconference 2007.3.28

<b>【Event】</b> Endoscopic teleconference	<b>【Comments】</b> Dr Somchai came to Kyushu University from Bangkok for training. He made a presentation on what he learned and what he enjoyed while his stay in Fukuoka, which was remotely shared by staffs of both university hospitals.
<b>【Date】</b> 2007.3.28	
<b>【Venue】</b> Kyushu University Hospital – Mahidol University Siriraj Hospital	
	
Teleconference view	View of Thai station and that of slide presentation
Picture taken at : Kyushu University Hospital	Picture taken at : Kyushu University Hospital
	
Staff of Endoscopic room at Kyushu University	Dr Somchai at teleconference
Picture taken at : Kyushu University Hospital	Picture taken at : Kyushu University Hospital
	
Drs Somchai, Shimizu, and Anekawa at discussion	Introduced reception desk at Siriraj Hospital
Picture taken at : Kyushu University Hospital	Picture taken at : Kyushu University Hospital



**#96 Live demonstration of gastric surgery 2007.3.30**

<p>【Event】 Live demonstration of laparoscopic distal gastrectomy</p>	<p>【Comments】</p> <p>Laparoscopic distal gastrectom was performed in Kyushu University Hospital, which was lively demonstrated to Mumbai, Shanghai and Miyazaki. The Miyazaki was fconnected to live surgery for the first time. Although this was the second time for Mumbai, the conditions were not good again.</p>
<p>【Date】 2007.3.30</p>	
<p>【Venue】 Kyushu University Hospital</p> <ul style="list-style-type: none"> <li>– Tata Memorial Hospital, Mumbai, India</li> <li>– Shaghai Jiaotong University Hospital, China</li> <li>– Fujimoto-Hayasuzu Hospital, Miyazaki, Japan</li> </ul>	
	
<p>The operation room at Kyushu University Hospital</p>	<p>Dr Shimizu, moderator, and Mr Torata, cameraman</p>
<p>Picture taken at : Kyushu University Hospital</p>	<p>Picture taken at : Kyushu University Hospital</p>
	
<p>Dr Piya from Thailand explains the case.</p>	<p>Mr Torata and Mr Kuwahara at work</p>
<p>Picture taken at : Kyushu University Hospital</p>	<p>Picture taken at : Kyushu University Hospital</p>
	
<p>Conference view at Miyazaki venue</p>	<p>Mr Fujimoto, CEO, and Dr Sakurai at venue.</p>
<p>Picture taken at : Fujimoto Hayasuzu Hospital</p>	<p>Picture taken at : Fujimoto Hayasuzu Hospital</p>