

Activity Report of Asia-Pacific Medical Network Project in Kyushu University Hospital : Vol.2

Shimizu, Shuji
Kyushu University Hospital

Nakashima, Naoki
Kyushu University Hospital

<https://doi.org/10.15017/8302>

出版情報 : 「超高速ネットワークを利用したアジア遠隔医療プロジェクト」 TEMDEC活動報告. 2, pp.1-95, 2006-04. AQUA事務局

バージョン :







権利関係 :

3) Snaps/ Brief explanation

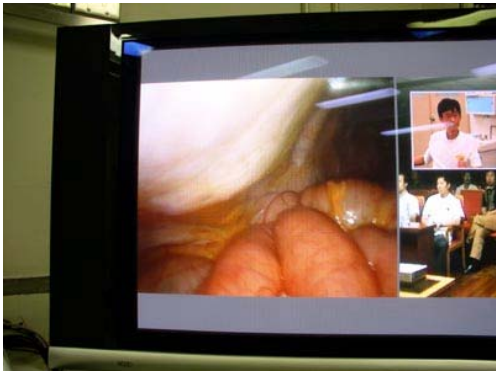


#36 Korean Medical Association Meeting 2005.5.14

<p>【Event】 Korean Medical Association Meeting</p>	<p>【Comments】</p>
<p>【Date】 2005.5.14</p>	<p>The biggest medical meeting in Korea, where the live surgery was held between Korea and Japan. The</p>
<p>【Venue】 Kyushu University Hospital</p> <ul style="list-style-type: none"> - Seoul National University Bundang Hospital - Ewha Womans University - Meeting venue in Seoul 	<p>advanced technology such as high-definition transmission or 3D image was tried, which is why the news was broadcasted at prime time in KBS.</p>
	
<p>Conference view</p>	<p>Dr Shimizu and Dr Nagai joins at Kyushu side</p>
<p>Picture taken at : Kyushu University Hospital</p>	<p>Picture taken at : Kyushu University Hospital</p>
	
<p>Dr Han HS chairs the session.</p>	<p>Conference view at Congress venue</p>
<p>Picture taken at : Venue at Grand Hilton Seoul</p>	<p>Picture taken at : Venue at Grand Hilton Seoul</p>
	
<p>Dr Tanabe made a question with Dr Watanabe aside.</p>	<p>Flat monitor view at Kyushu station.</p>
<p>Picture taken at : Kyushu University Hospital</p>	<p>Picture taken at : Kyushu University Hospital</p>

#37 Medical Teleconference on endoscopy 2005.5.25

<p>【Event】 Medical Teleconference on Endoscopy</p>	<p>【Comments】</p>
<p>【Date】 2005.5.25</p>	<p>The teleconference on endoscopy was performed during the stay of Dr Han Sung-Hee from Hanyang University. She made a presentation about what she learned in Kyushu University Hospital.</p>
<p>【Venue】 Kyushu University Hospital – Hanyang University, Korea</p>	
	
<p>Conference view</p>	<p>Audience in both sides are shown in the monitor.</p>
<p>Picture taken at : Kyushu University Hospital</p>	<p>Picture taken at : Kyushu University Hospital</p>
	
<p>Dr Han SH is ready for her presentation.</p>	<p>Dr Han SH is having conversation with her colleagues.</p>
<p>Picture taken at : Kyushu University Hospital</p>	<p>Picture taken at : Kyushu University Hospital</p>
	
<p>Dr Yada is discussing with Dr Choi.</p>	<p>Staff attendant in Kyushu University.</p>
<p>Picture taken at : Kyushu University Hospital</p>	<p>Picture taken at : Kyushu University Hospital</p>




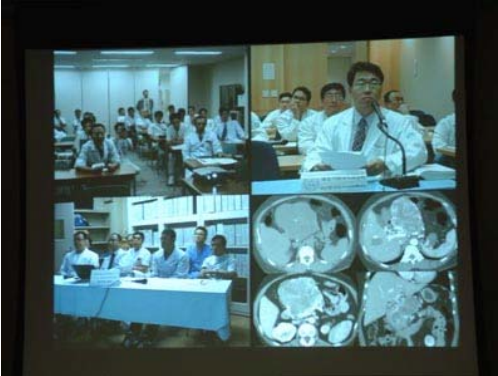


#38 Shanghai Symposium of Laparoscopic Surgery 2005.6.17

<p>【Event】 Shanghai Symposium of Laparoscopic Surgery</p>	<p>【Comments】</p>
<p>【Date】 2005.6.17</p>	<p>“The 2nd Symposium on Advance in Laparoscopic Treatment of Alimentary System Malignancies” was held on June 15-19 in Shanghai First People’s Hospital. The video of laparoscopic distal gastrectomy was transmitted to the venue for joint discussion.</p>
<p>【Venue】 Shanghai Jiaotong University First People’s Hospital – Kyushu University Hospital</p>	
	
<p>Surgical view on the left side of the monitor.</p>	<p>Gatrosopic images and the audience in Shanghai.</p>
<p>Picture taken at : Kyushu University Hospital</p>	<p>Picture taken at : Kyushu University Hospital</p>
	
<p>The audience in Shanghai venue.</p>	<p>The Shanghai venue with technical staffs aside.</p>
<p>Picture taken at : Shanghai First People’s Hospital</p>	<p>Picture taken at : Shanghai First People’s Hospital</p>
	
<p>One screen for surgery and the other for counterpart.</p>	<p>Conference view at Shanghai venue.</p>
<p>Picture taken at : Shanghai First People’s Hospital</p>	<p>Picture taken at : Shanghai First People’s Hospital</p>

#40 Hematopathological conference 2005.6.23

<p>【Event】 The 3rd hematopathological conference</p>	<p>【Comments】</p>
<p>【Date】 2005.6.23</p>	<p>The hematological conference between Mahidol University Siriraj Hospital, Bangkok, Thailand, and Kyushu University was held for the first time</p>
<p>【Venue】 Kyushu University Hospital – Mahidol University Siriraj Hospital, Bangkok</p>	<p>between the two universities. The subject included unique disorders in Asia like thalassemia.</p>
	
<p>Two parities on the screen.</p>	<p>Conference view at Kyushu University.</p>
<p>Picture taken at : Kyushu University Hospital</p>	<p>Picture taken at : Kyushu University Hospital</p>
	
<p>Conference view at Siriraj Hospital in Bangkok</p>	<p>Kyushu University staff and presentation material from Mahidol University side.</p>
<p>Picture taken at : Mahidol University Siriraj Hospital</p>	<p>Picture taken at : Kyushu University Hospital</p>
	
<p>Dr Muta is receiving a commorative gift at the venue.</p>	<p>Technical team on duty for teleconference.</p>
<p>Picture taken at : Mahidol University Siriraj Hospital</p>	<p>Picture taken at : Mahidol University Siriraj Hospital</p>

#41 Pancreatobiliary clinico-pathological teleconference 2005.7.14

<p>【Event】 The 2nd pancreatobiliary clinico-pathological teleconference</p>	<p>【Comments】 The 2nd clinico-pathological teleconference was held</p>
<p>【Date】 2005.7.14</p>	<p>between SNU Bundang Hospital and Kyushu University Hospital. This time Iwate Medical College</p>
<p>【Venue】 Kyushu University Hospital – Seoul National University Bundang Hospital</p>	<p>was invited as a guest for discussion, commemorating the inauguration of broadband network.</p>
	
<p>Conference view at Kyushu University</p>	<p>The resident is making a case presentation.</p>
<p>Picture taken at : Kyushu University Hospital</p>	<p>Picture taken at : Kyushu University Hospital</p>
	
<p>Prof Tanaka is making a question to Korea side.</p>	<p>Multi-screen showing 3 stations and CT image.</p>
<p>Picture taken at : Kyushu University Hospital</p>	<p>Picture taken at : Kyushu University Hospital</p>
	
<p>Prof Yamaguchi watches screens ahead.</p>	<p>Dr Huang joins the conference during his stay here.</p>
<p>Picture taken at : Kyushu University Hospital</p>	<p>Picture taken at : Kyushu University Hospital</p>

#42 Clinical teleconference on endoscopic surgery 2005.7.26

<p>【Event】 The 2nd clinical teleconference on endoscopic surgery between Shanghai and Fukuoka</p>	<p>【Comments】 The second teleconference on endoscopic gastric surgery between Shanghai First People's Hospital and Kyushu University was held during the stay of Dr Huang Kejian from Jiaotong University.</p>
<p>【Date】 2005.7.26</p>	
<p>【Venue】 Shanghai Jiaotong University First People's Hospital – Kyushu University Hospital</p>	
	
<p>Dr Nagai makes a comment during the conference.</p>	<p>The Shanghai venue and surgical view on screen.</p>
<p>Picture taken at : Kyushu University Hospital</p>	<p>Picture taken at : Kyushu University Hospital</p>
	
<p>Dr Huang makes a presentation.</p>	<p>Dr Huang and Dr Shimizu at Kyushu side.</p>
<p>Picture taken at : Kyushu University Hospital</p>	<p>Picture taken at : Kyushu University Hospital</p>
	
<p>Conference view at Kyushu University Hospital</p>	<p>Dr Huang introducing Shanghai city for the audience.</p>
<p>Picture taken at : Kyushu University Hospital</p>	<p>Picture taken at : Kyushu University Hospital</p>

#43 Teleconference on Endoscopic Submucosal Dissection 2005.8.25

<p>【Event】 Teleconference on new endoscopic procedures called ESD at APAN medical workshop</p>	<p>【Comments】 The first teleconference on ESD was held among 4 stations connecting Taipei, Seoul, Beijing and Fukuoka during APAN medical workshop. Because this is a new technique on endoscopic treatment, the discussion was heated among participants.</p>
<p>【Date】 2005.8.25</p>	
<p>【Venue】 Taipei APAN venue</p> <ul style="list-style-type: none"> - National Cancer Center, Korea - Tsinghua University, Beijing - Kyushu University Hospital 	
	
<p>Four stations are shown on the screen.</p>	<p>Participants at Taipei venue.</p>
<p>Picture taken at : Taipei APAN Meeting venue</p>	<p>Picture taken at : Taipei APAN Meeting venue</p>
	
<p>Conference view at Taipei venue.</p>	<p>A presentation on screen in Kyushu side.</p>
<p>Picture taken at : Taipei APAN Meeting venue</p>	<p>Picture taken at : Kyushu University Hospital</p>
	
<p>Dr Nakamura is making a comment.</p>	<p>Conference view at Kyushu station.</p>
<p>Picture taken at : Kyushu University Hospital</p>	<p>Picture taken at : Kyushu University Hospital</p>

#44 Medical teleconference in Core University Program 2005.9.1

<p>【Event】 Medical teleconference in Core University Program</p>	<p>【Comments】 Teleconference on endoscopic thyroid surgery was held as a live event during the Joint Symposium of Core University Program with the attendance of presidents of CNU and Kyushu University. The venue in Daejeon was connected with Kyushu University Hospital and Tsinghua University.</p>
<p>【Date】 2005.9.1</p>	
<p>【Venue】 Kyushu University Hospital, Fukuoka - Chungnam National University, Daejeon - Tsinghua University, Beijing</p>	
	
<p>Opening address in the ceremony.</p>	<p>The venue of the symposium in CNU.</p>
<p>Picture taken at : Chungnam National University</p>	<p>Picture taken at : Chungnam National University</p>
	
<p>The conference room in Kyushu University Hospital</p>	<p>Screen shows the three connected stations.</p>
<p>Picture taken at : Kyushu University Hospital</p>	<p>Picture taken at : Chungnam National University</p>
	
<p>The president of Kyushu U watches the live event.</p>	<p>Kyushu staffs and the president address.</p>
<p>Picture taken at : Chungnam National University</p>	<p>Picture taken at : Kyushu University Hospital</p>

#45 Korean Endoscopic Surgical Meeting 2005.9.3

<p>【Event】 Live Demonstration of Thyroid Endoscopic Surgery</p>	<p>【Comments】 Kyushu University Hospital joined the live surgical event in the Korean Association of Endocrine Surgeons in Seoul. Two endoscopic thyroid surgeries were sent for discussion from Ewha Woman's University Hospital to Kyushu University Hospital.</p>
<p>【Date】 2005.9.3</p>	
<p>【Venue】 Ewha Woman's University, Seoul - Kyushu University Hospital</p>	
	
<p>Conference view in the venue.</p>	<p>Dr Moon in the OR and his surgical view</p>
<p>Picture taken at : Ewha Woman's University Hospital</p>	<p>Picture taken at : Ewha Woman's University Hospital</p>
	
<p>Conference view in Kyushu University Hospital</p>	<p>Transmitted surgical view is in the center screen.</p>
<p>Picture taken at : Kyushu University Hospital</p>	<p>Picture taken at : Kyushu University Hospital</p>
	
<p>Three different shots in the screens in the venue</p>	<p>Technical staffs and the instruments in the venue</p>
<p>Picture taken at : Ewha Woman's University Hospital</p>	<p>Picture taken at : Ewha Woman's University Hospital</p>

#46 Asian Month Public Program 2005.9.9

<p>【Event】 The first Asian Month Public Program: Healthcare in Asia</p>	<p>【Comments】 The public program on the healthcare in Asia was first organized by Division of Asian Medical Cooperation in Kyushu University Hospital. In addition to local lectures, the remote presentation from Seoul was made for the audience.</p>
<p>【Date】 2005.9.9</p>	
<p>【Venue】 Kyushu University Hospital – Hanyang Unviersity, Seoul</p>	
	
<p>The organizing staffs at the reception desk.</p>	<p>Symposium view chaired by Dr Muta.</p>
<p>Picture taken at : Kyushu University Hospital</p>	<p>Picture taken at : Kyushu University Hospital</p>
	
<p>Dr NN Bich from Cho Ray Hospital in Vietnam</p>	<p>The presentation view at the auditorium</p>
<p>Picture taken at : Kyushu University Hospital</p>	<p>Picture taken at : Kyushu University Hospital</p>
	
<p>Remote lecture by Dr Young Ran Tak from Seoul</p>	<p>Dr Kita and Dr Bich at the symposium</p>
<p>Picture taken at : Kyushu University Hospital</p>	<p>Picture taken at : Kyushu University Hospital</p>

#47 Fukuoka Endoscopic Surgery Forum 2005.9.30

<p>【Event】 The 5th Fukuoka Endoscopic Surgery Forum</p>	<p>【Comments】 The meeting was held with the audience of about 200 nurses. This is the first time for FES to invite other remote station. One presentation was performed from Iwate side and good discussion was made between two venues. This new plan was favorably accepted by the audience.</p>
<p>【Date】 2005.9.30</p>	
<p>【Venue】 Fukuoka Acros, Fukuoka – Iwate Medical College, Iwate</p>	
	
<p>A large audience in the venue.</p>	<p>The conference view with two screens.</p>
<p>Picture taken at : Fukuoka Acros</p>	<p>Picture taken at : Fukuoka Acros</p>
	
<p>Mr Mishima, clinical engineer, makes a presentation.</p>	<p>The staffs of Iwate Medical College.</p>
<p>Picture taken at : Fukuoka Acros</p>	<p>Picture taken at : Iwate Medical College</p>
	
<p>The venue at Iwate Medical College</p>	<p>Ms Takagi, chairperson, makes closing remarks.</p>
<p>Picture taken at : Iwate Medical College</p>	<p>Picture taken at : Fukuoka Acros</p>

#48 Bariatric Live Surgery Teleconference 2005.11.16

<p>【Event】 Bariatric Live Surgery Teleconference</p>	<p>【Comments】</p>
<p>【Date】 2005.11.16</p>	<p>The first teleconference connecting Fukuoka, Adelaide, and Singapore. The live surgery was sent from Flinder's Hospital to the other two. Because the number of obese patients was increasing rapidly, the discussion was hot among three stations.</p>
<p>【Venue】 Kyushu University Hospital, Japan - Flinder's University Hospital, Australia - National University of Singapore, Singapore</p>	
	
<p>The Kyushu U staffs make greetings.</p>	<p>The four station views in the flat monitor.</p>
<p>Picture taken at : Kyushu University Hospital</p>	<p>Picture taken at : Kyushu University Hospital</p>
	
<p>Dr Touli and Dr Carati are in Adelaide venue.</p>	<p>Dr Touli and Dr Kow are at surgery.</p>
<p>Picture taken at : Flinder's University Hospital</p>	<p>Picture taken at : Flinder's University Hospital</p>
	
<p>Dr Lomanto and Mr Lim at the Singapore venue.</p>	<p>The two screens in the Singapore venue.</p>
<p>Picture taken at : National University of Singapore</p>	<p>Picture taken at : National University of Singapore</p>

#49 Laparoscopic Colon Surgery Teleconference 2005.11.17

<p>【Event】 Laparoscopic Colon Surgery Teleconference</p>	<p>【Comments】 The teleconference on laparoscopic colon surgery was held between Japan, Korea, and Taiwan. This is the first event where Taichung VGH was connected via our broadband network. The sound quality was not so good at Seoul station in this conference.</p>
<p>【Date】 2005.11.17</p>	
<p>【Venue】 Kyushu University Hospital - Seoul National University Bundang Hospital - Taichung Veteran General Hospital</p>	
	
<p>Japanese staffs in Kyushu University venue.</p>	<p>Three stations were shown in the screen.</p>
<p>Picture taken at : Kyushu University Hospital</p>	<p>Picture taken at : Kyushu University Hospital</p>
	
<p>Dr Han leads the session in Korea venue.</p>	<p>The recorded surgery was transmitted on network.</p>
<p>Picture taken at : Kyushu University Hospital</p>	<p>Picture taken at : Kyushu University Hospital</p>
	
<p>Dr Chiang in Taichung venue.</p>	<p>The instruments in Kyushu University Hospital</p>
<p>Picture taken at : Kyushu University Hospital</p>	<p>Picture taken at : Kyushu University Hospital</p>

#50 The 25th Joint Conference on Medical Informatics 2005.11.25

<p>【Event】 Korean Medical Association Meeting</p>	<p>【Comments】 The venue, gathering many professionals of Japanese medical informatics, was connected to SNU Bundang hospital, an e-hospital in Korea. 260 attendants could visit Korea virtually to know EMR and PACS. They also enjoyed a remote lecture about Korean medical insurance system.</p>
<p>【Date】 2005.11.25</p>	
<p>【Venue】 Meeting venue in Yokohama (Pacifico Yokohama) - Seoul National University Bundang Hospital</p>	
	
<p>Korean station view</p>	<p>Yokohama venue view</p>
<p>Picture taken at : SNU Bundang Hospital</p>	<p>Picture taken at : Pacifico Yokohama</p>
	
<p>Greetings by H-S Kang, President of Bundang Hosp.</p>	<p>Demo of PACS with CT image in Bundang Hosp.</p>
<p>Picture taken at : SNU Bundang Hospital</p>	<p>Picture taken at : Pacifico Yokohama</p>
	
<p>Demo of nursing support system with a fake patient</p>	<p>A question from Yokohama to Prof. S-Y Nam</p>
<p>Picture taken at : SNU Bundang Hospital</p>	<p>Picture taken at : Pacifico Yokohama</p>

#51 Pancreatobiliary Clinico-pathological Teleconference 2005.12.1

<p>【Event】 The 3rd Pancreatobiliary Clinico-Pathological Teleconference</p>	<p>【Comments】</p>
<p>【Date】 2005.12.1</p>	<p>The third teleconference on pancreato-biliary diseases, covering preoperative diagnosis, operative procedures and postoperative pathology. One case of presentation was made from each hospital.</p>
<p>【Venue】 Kyushu University Hospital – Seoul National University Bundang Hospital, Korea</p>	
	
<p>Conference view at Kyushu University Hospital.</p>	<p>Dr Lee KH explains CT on electric medical record.</p>
<p>Picture taken at : Kyushu University Hospital</p>	<p>Picture taken at : Kyushu University Hospital</p>
	
<p>Dr Yoon YS explains the surgical specimen.</p>	<p>Dr Yamaguchi H makes a question to Korean side.</p>
<p>Picture taken at : Kyushu University Hospital</p>	<p>Picture taken at : Kyushu University Hospital</p>
	
<p>Dr Yamaguchi co-chaired the teleconference.</p>	<p>CT is shown in the center screen.</p>
<p>Picture taken at : Kyushu University Hospital</p>	<p>Picture taken at : Kyushu University Hospital</p>

#52 Live Surgery for Urinary Incontinence 2005.12.13

<p>【Event】 Live surgery for urinary incontinence</p>	<p>【Comments】</p>
<p>【Date】 2005.12.1</p>	<p>The live surgery was transmitted from Seoul to Fukuoka. This is the first event in the field of urology, preparing for the coming Japanese Urological</p>
<p>【Venue】 Kyushu University Hospital, Fukuoka – Hanyang University Hospital, Seoul</p>	<p>Congress in April. The overall condition was very good.</p>
	
<p>Urological staffs in Kyushu University Hospital</p>	<p>The screen shows Prof Naito talking with Dr SI Kim.</p>
<p>Picture taken at : Kyushu University Hospital</p>	<p>Picture taken at : Kyushu University Hospital</p>
	
<p>The surgical view is shown in the center screen.</p>	<p>Conference view in Kyushu University Hospital.</p>
<p>Picture taken at : Kyushu University Hospital</p>	<p>Picture taken at : Kyushu University Hospital</p>
	
<p>Kyushu staffs discussing with Korean counterpart.</p>	<p>Kyushu University team in the venue</p>
<p>Picture taken at : Kyushu University Hospital</p>	<p>Picture taken at : Kyushu University Hospital</p>

#54-1 Live Demonstration of ESD in APAN Medical Workshop 2005.1.25

<p>【Event】 Live Demonstration of endoscopic submucosal dissection</p>	<p>【Comments】 The live demonstration of ESD was transmitted for the first time from Fukuoka to Tokyo, Seoul, and Taipei. The two lines of DVTS were set up with the IPsec security, one by Quatro with bidirectional and one by reflector with unidirectional transmission. The event was so exciting and successful.</p>
<p>【Date】 2005.1.25</p>	
<p>【Venue】 Akihabara Convention Hall, Tokyo</p> <ul style="list-style-type: none"> - Kyushu University Hospital, Fukuoka - National Cancer Center, Seoul - National Taiwan University, Taipei 	
	
<p>The conference view in Tokyo venue.</p>	<p>The center screen is for showing four stations.</p>
<p>Picture taken at : Akihabara Convention Hall</p>	<p>Picture taken at : Akihabara Convention Hall</p>
	
<p>Prof Hilvano from Philippine makes a comment.</p>	<p>The 61-inch plasma display shows endoscopic view.</p>
<p>Picture taken at : Akihabara Convention Hall</p>	<p>Picture taken at : Akihabara Convention Hall</p>
	
<p>Dr Shimizu explains on clear transmitted images.</p>	<p>Tokyo venue with three screens.</p>
<p>Picture taken at : Akihabara Convention Hall</p>	<p>Picture taken at : Akihabara Convention Hall</p>

#54-2 Live Demonstration of ESD in APAN Medical Workshop 2005.1.25

<p>【Event】 Live Demonstration of endoscopic submucosal dissection at APAN medical workshop</p>	<p>【Comments】 At Kyushu station, Dr Nakamura moderated the live demonstration, showing skillful technique of Dr Yoshinaga. The procedures were beautiful with minimal bleeding, and speedy enough to finish within the limited time frame. The mobile DVTS system saved the time and effort for the set-up.</p>
<p>【Date】 2005.1.25</p>	
<p>【Venue】 Akihabara Convention Hall, Tokyo</p> <ul style="list-style-type: none"> - Kyushu University Hospital, Fukuoka - National Cancer Center, Seoul - National Taiwan University, Taipei 	
	
<p>Dr Nakamura explains the procedures.</p>	<p>The monitor shows Dr Yoshinaga in operation.</p>
<p>Picture taken at : Kyushu University Hospital</p>	<p>Picture taken at : Kyushu University Hospital</p>
	
<p>Four stations in screen.</p>	<p>The resected specimen by ESD.</p>
<p>Picture taken at : Kyushu University Hospital</p>	<p>Picture taken at : Kyushu University Hospital</p>
	
<p>The engineering staffs in Tokyo venue.</p>	<p>The instruments in Kyushu station.</p>
<p>Picture taken at : Akihabara Convention Hall</p>	<p>Picture taken at : Kyushu University Hospital</p>

#55 SD uncompressed transmission 2006.1.25

<p>【Event】 Demonstration of SD uncompressed transmission</p>	<p>【Comments】 The high-definition recorded surgical video was transmitted with SD uncompressed quality from Tokyo to Seoul. The discussion was made among three stations using Polycom.</p>
<p>【Date】 2005.1.25</p>	
<p>【Venue】 Akihabara Convention Hall, Tokyo</p> <ul style="list-style-type: none"> - Korean Telecom, Seoul - Kyushu University Hospital, Fukuoka 	
	
<p>Prof Okamura explains the system configuration.</p>	<p>Transmitted image from Tokyo station.</p>
<p>Picture taken at : Akihabara Convention Hall</p>	<p>Picture taken at : Akihabara Convention Hall</p>
	
<p>Dr Han HS chairs the session.</p>	<p>Dr Shimizu explains the surgery.</p>
<p>Picture taken at : Akihabara Convention Hall</p>	<p>Picture taken at : Akihabara Convention Hall</p>
	
<p>Conference view at Kyushu station</p>	<p>Prof Okamura and Mr Ishii prepares for the event.</p>
<p>Picture taken at : Kyushu University Hospital</p>	<p>Picture taken at : Akihabara Convention Hall</p>

#56-1 Laparoscopic colon teleconference with 10 stations on DVTS 2006.1.25

<p>【Event】 Laparoscopic colon teleconference in the 21st APAN meeting in Tokyo.</p>	<p>【Comments】 The teleconference was held connecting 10 stations with DVTS for the first time, using newly developed instrument by NICT and ISID. The stations included three in Japan, two in Korea and Taiwan, one in China, Singapore and Australia.</p>
<p>【Date】 2005.1.25</p>	
<p>【Venue】 Tokyo venue – Kyushu U – Iwate U – NCC – SNU Bundang – Tsinghua U – Taiwan NU – Taichung VGH – NUS – Flinder’s U</p>	
	
<p>Mr Kumagai explains the system configuration.</p>	<p>Dr Han chairs the teleconference.</p>
<p>Picture taken at : Akihabara Convention Hall</p>	<p>Picture taken at : Akihabara Convention Hall</p>
	
<p>Dr YW Kim and his associate in NCC in Korea</p>	<p>The screen shows all the connected 10 stations.</p>
<p>Picture taken at : Akihabara Convention Hall</p>	<p>Picture taken at : Akihabara Convention Hall</p>
	
<p>Doctor in Taiwan National University</p>	<p>The monitor in Kyushu station</p>
<p>Picture taken at : Kyushu University Hospital</p>	<p>Picture taken at : Kyushu University Hospital</p>

#56-2 Laparoscopic colon teleconference with 10 stations on DVTS 2006.1.25

<p>【Event】 Laparoscopic colon teleconference in the 21st APAN meeting in Tokyo.</p>	<p>【Comments】 Although this system was tried the very first time, it went very well and the results were satisfactory.</p>
<p>【Date】 2005.1.25</p>	<p>However, we did find our some problems to be discussed and to be better prepared, such as sound adjustment and swiching of 10 stations.</p>
<p>【Venue】 Tokyo venue – Kyushu U – Iwate U – NCC – SNU Bundang – Tsinghua U – Taiwan NU – Taichung VGH – NUS – Flinder’s U</p>	
	
<p>Ms Bao at Tsinghua University station in Beijing</p>	<p>The conference view at Kyushu University Hospital</p>
<p>Picture taken at : Kyushu University Hospital</p>	<p>Picture taken at : Kyushu University Hospital</p>
	
<p>Dr Kawamoto and Dr Otsuka are on discussion.</p>	<p>Conference view at Tokyo venue.</p>
<p>Picture taken at : Kyushu University Hospital</p>	<p>Picture taken at : Akihabara Convention Hall</p>
	
<p>Instruments set up for the event.</p>	<p>Tora-chan with Colin and Sew Hoo</p>
<p>Picture taken at : Akihabara Convention Hall</p>	<p>Picture taken at : at the reception site</p>

#57 3rd Urological Teleconference with Live Surgery 2006.2.20

<p>【Event】 3rd Urological Teleconference with Live Surgery Demonstration</p>	<p>【Comments】 Live surgical demonstration was performed from Hanyang University Hospital to Kyushu University Hospital. This is the first to send the view of urological endoscopic surgery. The medical students in their 5th grade joined the conference.</p>
<p>【Date】 2004.11.15</p>	
<p>【Venue】 Kyushu University Hospital – Hanyang University Hospital, Korea</p>	
	
<p>Attendance at Kyushu University Hospital</p>	<p>Surgical views are shown in the center screen.</p>
<p>Picture taken at : Kyushu University Hospital</p>	<p>Picture taken at : Kyushu University Hospital</p>
	
<p>Surgical view transmitted from Seoul</p>	<p>Multiple pictures were sent to Kyushu University.</p>
<p>Picture taken at : Kyushu University Hospital</p>	<p>Picture taken at : Kyushu University Hospital</p>
	
<p>Short business discussion after live surgery</p>	<p>Students also joined the conference.</p>
<p>Picture taken at : Kyushu University Hospital</p>	<p>Picture taken at : Kyushu University Hospital</p>