

## Activity Report of Asia-Pacific Medical Network Project in Kyushu University Hospital : Vol.8

Shimizu, Shuji  
Kyushu University Hospital

Nakashima, Naoki  
Kyushu University Hospital

<https://doi.org/10.15017/24623>

---

出版情報 : Activity Report of Asia-Pacific Medical Network Project in Kyushu University  
Hospital. 8, 2012-03. TEMDEC事務局  
バージョン :  
権利関係 :

## 2) Snaps/ Brief explanation

## #254 Teleconferene among J-National University Hospitals

2011.4.27.

<p>【Event】 Teleconferene among J-National University Hospitals</p>	<p>【Comments】</p> <p>The first event in the brand new TEMDEC room which was set up in 2010. The third meeting of the working group of Japanese national university hospital international medical relations, in which 33 out of 42 university have participated, was held with Vidyo system. In this event, 14 university hospital including Kyushu university hospital had a good-conditioned teleconference. Many of participants from 14 universities had good impression with the system and told that they want to use this system again in the future meeting.</p>
<p>【Date】 2011.4.27</p>	
<p>【Venue】 Hokkaido University Hospital, Tohoku University Hospital, Gunma University Hospital, University of Tokyo Hospital, Niigata University Hospital, Nagoya University Hospital, Mie University Hospital, Osaka University Hospital, Tottori University Hospital, Ehime University Hospital, Kyushu University Hospital, Kumamoto University Hospital, Oita University, Kagoshima University Hospital (all in Japan)</p>	
	
<p>Members of International Medical Relations office in Kyushu University Hospital in the brand new TEMDEC.</p>	<p>They had a teleconference with 13 university hospitals by two big monitors.</p>
<p>Picture taken at: Kyushu University Hospital</p>	<p>Picture taken at: Kyushu University Hospital</p>
	
<p>Prof. Antoku struggled to operate 14 stations by Vidyo.</p>	<p>Tohoku university attended the WG even right after the 311 earthquake. (middle in the right monitor)</p>
<p>Picture taken at: Kyushu University Hospital</p>	<p>Picture taken at: Kyushu University Hospital</p>
	
<p>Prof. Hitsumoto in Ehime university gave a comment.</p>	<p>Prof. Kira's speech of the closing.</p>
<p>Picture taken at: Kyushu University Hospital</p>	<p>Picture taken at: Kyushu University Hospital</p>

## #255 TERENA Network Conference 2011

2011.5.19.

<p>【Event】 TERENA Network Conference 2011</p>	<p>【Comments】 DVTS-Plus was demonstrated at TERENA meeting in Prague, which was the first trial in Europe. Ten stations including South Africa and Asian countries were finally connected, and enjoyed surgical and endoscopic presentations. There were some problems recognized in image quality and system handling, which are to be improved. Network situations are also to be checked at new institutions.</p>
<p>【Date】 2011.5.19</p>	
<p>【Venue】 Clarion Congress Hotel, University of the Cape Town, Shanghai CTEC, University of Malaya, Asian Institute of Gastroenterology, Masaryk Hospital Usti nad Labem, Zhejiang University, Tsinghua University, University of the Philippines Manila, Kyushu U Hospital</p>	
	
<p>Main venue at TERENA meeting.</p>	<p>Surgical presentation from Kyushu Univ, Japan.</p>
<p>Picture taken at: Clarion Congress Hotel</p>	<p>Picture taken at: Kyushu University Hospital</p>
	
<p>Teleconference room with participants in Kyushu Univ.</p>	<p>Prof Bao (rt.) makes a comment at Tsinghua U, China.</p>
<p>Picture taken at: Kyushu University Hospital</p>	<p>Picture taken at: Kyushu University Hospital</p>
	
<p>Ten thumbnails and a main image from Masaryk Hosp.</p>	<p>Mr Jiri and Dr Shimizu at live TV program in Prague.</p>
<p>Picture taken at: Kyushu University Hospital</p>	<p>Picture taken at: Kyushu University Hospital</p>



## #256 Remote Lecture for the 4th Grade Medical Students

2011.5.24.

<b>【Event】</b> Remote Lecture for the 4th Grade Medical Students	<b>【Comments】</b> Remote lecture to medical students in Kyushu University was held from Fujita Health University by Prof Sugitani. They enjoyed the recent advancement as well as serious issues of life and death directly related to transplantation therapy. They also experienced the good quality of telemedicine system, and exchanged their opinions with excitement.
<b>【Date】</b> 2011.5.24	
<b>【Venue】</b> Kyushu University Hospital (Japan), Fujita Health University (Japan)	
	
Dr Shimizu leads the telemedicine class.	Prof Sugitani makes a lecture with his students.
Picture taken at: Kyushu University Hospital	Picture taken at: Kyushu University Hospital
	
General view of the class.	Medical students at a telemedicine class.
Picture taken at: Kyushu University Hospital	Picture taken at: Kyushu University Hospital
	
Twenty-three students joined the class.	Surgical view is on the front screen.
Picture taken at: Kyushu University Hospital	Picture taken at: Kyushu University Hospital

## #257 Student Lecture

2011.6.21.

<p>【Event】 Student Lecture</p>	<p>【Comments】</p> <p>It was the fourth year that we had a class for medical students with live surgery from Korea. The aims are (1) To understand endoscopic surgery, (2) To experience the advance telemedicine system, and (3) to recognize the importance of international communications by asking questions in English to Korea. This is always a very popular class for the student.</p>
<p>【Date】 2011.6.21</p>	
<p>【Venue】 Kyushu University Hospital (Japan), Seoul National University Bundang Hospital (Korea)</p>	
	
<p>Surgical image transmitted from Korea.</p>	<p>General view of the class with 80 students.</p>
<p>Picture taken at: Kyushu University Hospital</p>	<p>Picture taken at: Kyushu University Hospital</p>
	
<p>A student, asking a question to Korea.</p>	<p>Prof Han HS kindly explains the surgery from Korea.</p>
<p>Picture taken at: Kyushu University Hospital</p>	<p>Picture taken at: Kyushu University Hospital</p>
	
<p>Operation theater in Korea is shown in the front screen.</p>	<p>Mr Minh from Vietnam takes care of the equipment.</p>
<p>Picture taken at: Kyushu University Hospital</p>	<p>Picture taken at: Kyushu University Hospital</p>



## #258 Conference with University of Malaysia, Malaysia

2011.6.22.

<b>【Event】</b> Conference with University of Malaysia, Malaysia	<b>【Comments】</b> Dr Chan WK from Malaysia shared his presentation with his team in U Malaya using DVTS. The system condition in UM was much better than before but still needs to be improved for the best quality. Then the nurses exchanged their views about endoscopic examinations, which was found out to be so interesting and useful for both sides.
<b>【Date】</b> 2011.6.22	
<b>【Venue】</b> Kyushu University Hospital (Japan), University of Malaya (Malaysia)	
	
The participants at teleconference room in Kyushu U. Picture taken at: Kyushu University Hospital	Dr Chan makes a presentation from Japan. Picture taken at: Kyushu University Hospital
	
Staff in U Malaya is shown on the right monitor. Picture taken at: Kyushu University Hospital	Two screens are set up in the front side of the room. Picture taken at: Kyushu University Hospital
	
Ms Koda and Mr Takeuchi lead the nurse conference. Picture taken at: Kyushu University Hospital	Nurse team at UM answers a question from Japan. Picture taken at: Kyushu University Hospital

## #259 Konkuk University Endoscopy Workshop




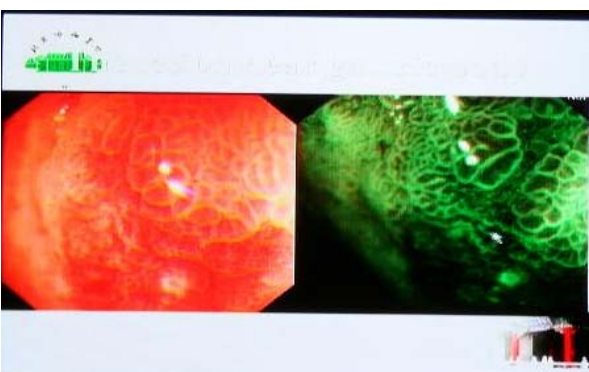
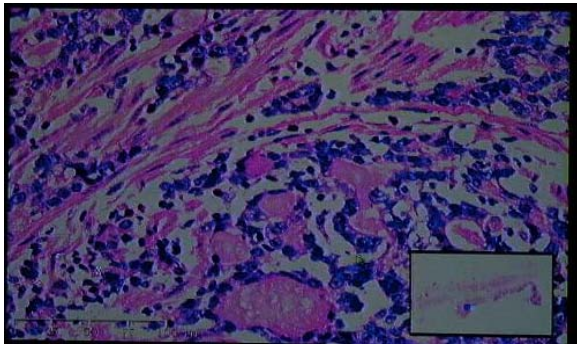

2011.7.9.

<p>【Event】 Konkuk University Endoscopy Workshop</p> <p>【Date】 2011.7.9</p> <p>【Venue】 KonKuk University Hospital (Korea), Kyoto Second Red Cross Hospital (Japan)</p>	<p>【Comments】</p> <p>Commemorating 80<sup>th</sup> anniversary, Konkuk University organized the EUS Workshop. A case presentation was made from Kyoto, Japan, with a recorded video. Additional demonstrations were preformed from China, Taiwan, Singapore, and US, which made a workshop more educational and exciting.</p>
	
<p>Dr Yasuda made a case presentation from Kyoto, Japan.</p>	<p>Endoscopic image was shown in the screen.</p>
<p>Picture taken at: Konkuk University Hospital</p>	<p>Picture taken at: Konkuk University Hospital</p>
	
<p>Chairpersons of the session, Dr Kim and Dr Xie.</p>	<p>Prof Shim CS made greetings to the participants.</p>
<p>Picture taken at: Konkuk University Hospital</p>	<p>Picture taken at: Konkuk University Hospital</p>
	
<p>A large audience joined the workshop in the auditorium.</p>	<p>Engineers worked hard for technical arrangement.</p>
<p>Picture taken at: Konkuk University Hospital</p>	<p>Picture taken at: Konkuk University Hospital</p>



## #260 The 4th Peking Early Gastric Cancer Tele-conference

2011.7.20.

<b>【Event】</b> The 4th Peking Early Gastric Cancer Tele-conference	<b>【Comments】</b> The 4 <sup>th</sup> teleconference on early gastric cancer was held with the first participation of Fudan U affiliated Zhongshan Hospital in Shanghai. Their quality both in image and sound was so good. Unfortunately, we had 30min interruption due to the sound problem in Kyushu U. The better image quality of endoscopy and pathology from Beijing was requested next time.
<b>【Date】</b> 2011.7.20	
<b>【Venue】</b> Peking Union Medical College Hospital (China), Kyushu University Hospital (Japan), Fudan University Zhongshan Hospital (China), Tokyo APAN office (Japan)	
	
Prof Lu chairs the session from Beijing, China.	Fudan Univ Zhongshan Hosp joined for the first time.
Picture taken at: Kyushu University Hospital	Picture taken at: Kyushu University Hospital
	
Prof Yao K makes a lecture on early gastric cancer.	Images of magnifying endoscopy are clearly shown.
Picture taken at: Kyushu University Hospital	Picture taken at: Kyushu University Hospital
	
Pathological diagnosis is another important theme.	Juntendo U team joins from Tokyo. (rt. bottom)
Picture taken at: Kyushu University Hospital	Picture taken at: Kyushu University Hospital



## #261 The 1st Pancreas Surgery E-conference

2011.8.1.

<p>【Event】 The 1st Pancreas Surgery E-conference</p> <p>【Date】 2011.8.1</p> <p>【Venue】 Hokkaido University Hospital (Japan), Johnson &amp; Johnson MIT (Japan), Kyoto University (Japan), Kyushu University Hospital (Japan)</p>	<p>【Comments】</p> <p>This is the first teleconference on pancreatic surgery, connecting 4 stations in Japan from North to South.</p> <p>Watching beautiful surgical images and videos, educational and expert discussion was made in casual atmosphere. All participants enjoyed it and agreed to have next one soon.</p>
	
<p>Monitor shows 4 connected stations.</p>	<p>Discussion was made using surgical videos.</p>
<p>Picture taken at: Kyushu University Hospital</p>	<p>Picture taken at: Kyushu University Hospital</p>
	
<p>Dr Nakamura moderates the conference at Kyushu U.</p>	<p>Dr Hirano and his team in Hokkaido U, Sapporo.</p>
<p>Picture taken at: Kyushu University Hospital</p>	<p>Picture taken at: Kyushu University Hospital</p>
	
<p>Kyoto U team with Dr Takaori as a moderator.</p>	<p>Case presentation with beautiful diagnostic images.</p>
<p>Picture taken at: Kyushu University Hospital</p>	<p>Picture taken at: Kyushu University Hospital</p>

## #262 The 9th Medical Technology Department Ground Round


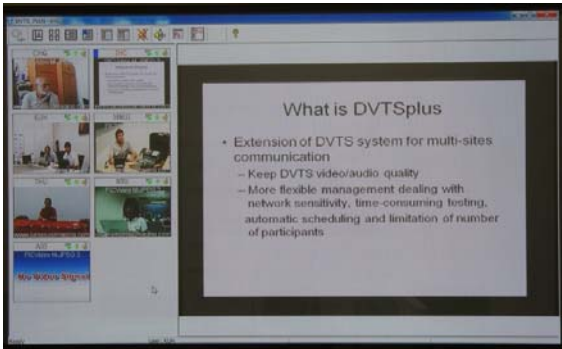

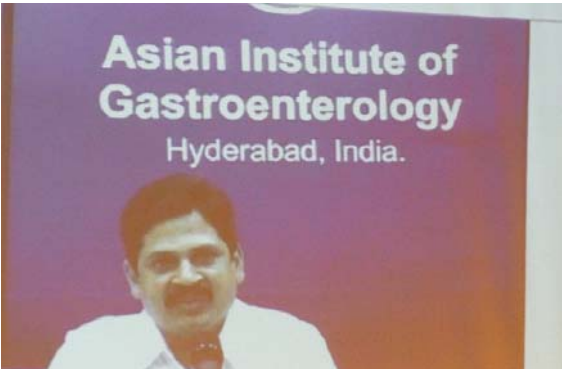


2011.8.8.

<p>【Event】 The 9th Medical Technology Department Ground Round</p> <p>【Date】 2011.8.8</p> <p>【Venue】 Kyushu University Hospital (Japan), Kyushu University Beppu Hospital (Japan)</p>	<p>【Comments】</p> <p>We connected our hospital (KUH) and Beppu hospital (Beppu) which is our branch hospital in Oita prefecture by H.323 compatible TV conference system to share this " Medical technology department ground round". There were 143 participants in total (KUH 115, Beppu 28). We are planning to continue this activity in the future.</p>
 <p>Mr. Nejime delivered an opening remark.</p> <p>Picture taken at: Kyushu University Hospital</p>	 <p>115 peoples participated in Kyushu U Hosp venue.</p> <p>Picture taken at: Kyushu University Hospital</p>
 <p>Mr. Ooya, a department director, participated. (right)</p> <p>Picture taken at: Kyushu University Hospital</p>	 <p>28 peoples participated in Beppu Hosp venue.</p> <p>Picture taken at: Kyushu University Beppu Hospital</p>
 <p>Clear slides were shown at Beppu Hosp venue.</p> <p>Picture taken at: Kyushu University Beppu Hospital</p>	 <p>Mr. Tatsumi, a chief of ground round WG. (right)</p> <p>Picture taken at: Kyushu University Hospital</p>








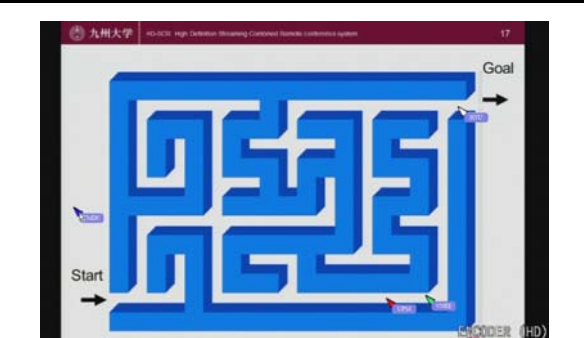
## #263 The 32nd APAN Meeting New Delhi - DVTS plus

2011.8.24.

<p><b>【Event】</b> The 32nd APAN Meeting New Delhi - DVTS plus</p> <p><b>【Date】</b> 2011.8.24</p> <p><b>【Venue】</b> India Habitat Centre (India), Tsinghua University (China), Kyushu University Hospital (Japan), National Taiwan University (Taiwan), Masaryk Hospital Usti nad Labem (Czech), CESNET (Czech), Asian Institute of Gastroenterology (India)</p>	<p><b>【Comments】</b> This session is held to have discussion about DVTS-Plus, based on our experiences so far, connecting multiple stations on DVTS-Plus itself. Because all connected stations were well experienced, the system conditions were good with very active interactions of useful comments. We concluded to have another session to try further connections with multiple servers.</p>
 <p>Chairpersons: Mr Kitamura (left) and Prof Bao.</p> <p>Picture taken at: APAN venue (India Habitat Centre)</p>	 <p>Presentation slide by Prof Bao about DVTS-Plus.</p> <p>Picture taken at: Kyushu University Hospital</p>
 <p>Multiple images of connected stations by DVTS-Plus.</p> <p>Picture taken at: Kyushu University Hospital</p>	 <p>Mr Satya joining from AIG in Hyderabad, India.</p> <p>Picture taken at: APAN venue (India Habitat Centre)</p>
 <p>Mr Minh making comments from Kyushu U, Japan.</p> <p>Picture taken at: Kyushu University Hospital</p>	 <p>Mr Weicai and engineers working for the event.</p> <p>Picture taken at: APAN venue (India Habitat Centre)</p>

## #264 The 32nd APAN Meeting New Delhi - Technology




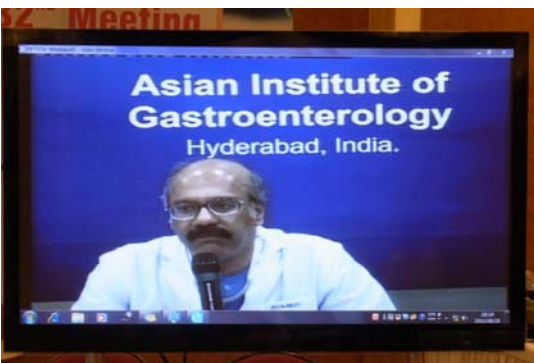


2011.8.25.

<b>【Event】</b> The 32nd APAN Meeting New Delhi - Technology	<b>【Comments】</b> This is the first official demonstration for the HD-SCR (High Definition Streaming Combined Remote conference system) with engineers. There was no problem in HD transmission among all twelve connection sites and all participants enjoyed high quality HD image. The Tele-Pointer, the software for sharing cursor position also worked well then our demonstration finished in successful.
<b>【Date】</b> 2011.8.25	
<b>【Venue】</b> India Habitat Centre (India), Kyushu University Hospital (Japan), Advanced Science and Technology Institute (Philippines), University of Hong Kong (China), Fukuoka University Hospital (Japan), NASATI Office (Vietnam), National Taiwan University (Taiwan), Korea Institute of Science and Technology Information (Korea), Seattle Science Foundation (United States), Hanyang University (Korea), Cho Ray Hospital (Vietnam), University of the Philippines Manila (Philippines)	
	
Left: TV conference system, Right: HD image.	Delay of presentation was around 4 seconds.
Picture taken at: Kyushu University Hospital	Picture taken at: Kyushu University Hospital
	
APAN venue got HD quality image in good quality.	Hong Kong site also enjoyed this demonstration.
Picture taken at: India Habitat Centre	Picture taken at: University of Hong Kong
	
UP manila also saw fine image.	Demonstration of Tele-Pointer with maze.
Picture taken at: University of the Philippines Manila	Picture taken at: Kyushu University Hospital



## #265 The 32nd APAN Meeting New Delhi - Endoscopy

2011.8.25.

<b>【Event】</b> The 32nd APAN Meeting New Delhi -Endoscopy	<b>【Comments】</b> This is the first endoscopic teleconference from India. Dr Seo in Korea organized the program and remotely chaired the session with Prof Sarin and Dr Mehta in the main venue in New Delhi. The network conditions were good with WIDER hospital in Barcelona which joined us for the first time as well as with Univ of Malaya and Asian Institute of Gastroenterology which had had some problems before. More time is to be requested for better discussion next time.
<b>【Date】</b> 2011.8.25	
<b>【Venue】</b> India Habitat Centre (India), Asian Institute of Gastroenterology (India), University of Malaya (Malaysia), Kyoto Second Red Cross Hospital (Japan), National Taiwan University (Taiwan), KonKuk University Hospital (Korea), World Institute for Digestive Endoscopy Research in Barcelona (Espanol)	
	Connection of 7 stations for endoscopic teleconference. Picture taken at: APAN venue (India Habitat Centre)
	
University of Malaya joined from Malaysia. Picture taken at: APAN venue (India Habitat Centre)	Dr Reddy participated from Hyderabad, India. Picture taken at: APAN venue (India Habitat Centre)
	
WIDER hospital, Barcelona, joined for the first time. Picture taken at: APAN venue (India Habitat Centre)	Dr Wang HP joined from National Univ of Taiwan. Picture taken at: APAN venue (India Habitat Centre)

## #266 The 32nd APAN Meeting New Delhi - Transplantation

2011.8.25.

<p>【Event】</p> <p>The 32nd APAN Meeting New Delhi - Transplantation</p> <p>【Date】 2011.8.25</p> <p>【Venue】 India Habitat Centre (India), Viet Duc Hospital (Vietnam), Fujita Health University (Japan)</p>	<p>【Comments】</p> <p>The transplantation teleconference was held with Hanoi/Vietnam and Nagoya/Japan as remote stations.</p> <p>Prof Rajan flew to New Delhi from Chennai to be chairperson and to make a presentation about Indian situations of transplantation. Univ of Cape Town, originally scheduled to participate, could not join due to some technical problems.</p>
 <p>Connected 3 stations are seen in the monitor.</p> <p>Picture taken at: APAN venue (India Habitat Centre)</p>	 <p>Chairpersons: Prof Sugitani (rt) and Prof Rajan.</p> <p>Picture taken at: APAN venue (India Habitat Centre)</p>
 <p>The venue for the medical working group.</p> <p>Picture taken at: APAN venue (India Habitat Centre)</p>	 <p>Presented slide in the monitor at the main venue.</p> <p>Picture taken at: APAN venue (India Habitat Centre)</p>
 <p>Participants in the medical sessions.</p> <p>Picture taken at: APAN venue (India Habitat Centre)</p>	 <p>Signs at the gate of the main venue in New Delhi.</p> <p>Picture taken at: APAN venue (India Habitat Centre)</p>



## #267 The 32nd APAN Meeting New Delhi - Surgery

2011.8.26.

<p>【Event】 The 32nd APAN Meeting New Delhi - Surgery</p>	<p>【Comments】 Laparoscopic colon surgery, operated by Prof Kang, was lively transmitted from Seoul National</p>
<p>【Date】 2011.8.26</p>	<p>University Bundang Hospital in Korea to other six</p>
<p>【Venue】India Habitat Centre (India), Seoul National University Bundang Hospital (Korea), Taipei Medical University (Taiwan), Kyushu University Hospital (Japan), University of the Philippines Manila (Philippines), Viet Duc Hospital (Vietnam)</p>	<p>stations around Asia. Taipei Medical University joined for the first time. Dr Agarwal, co-chairperson, was impressed with the image quality and hoped to have the system in his own hospital nearby from the main venue.</p>
	
<p>Live surgery was transmitted from Korea.</p>	<p>Prof Agarwal (lt) and Dr Shimizu as chairpersons.</p>
<p>Picture taken at: APAN venue (India Habitat Centre)</p>	<p>Picture taken at: APAN venue (India Habitat Centre)</p>
	
<p>Prof Giang and his team at Hanoi, Vietnam.</p>	<p>Prof Hilvano makes greetings to all.</p>
<p>Picture taken at: APAN venue (India Habitat Centre)</p>	<p>Picture taken at: APAN venue (India Habitat Centre)</p>
	
<p>Dr Wei joins with his young staff in Taipei.</p>	<p>Participants at surgery session in the main venue.</p>
<p>Picture taken at: APAN venue (India Habitat Centre)</p>	<p>Picture taken at: APAN venue (India Habitat Centre)</p>

## #268 Remote Lecture for Thai ICT Seminar

2011.8.29.

<p>【Event】 Remote Lecture for Thai ICT Seminar</p> <p>【Date】 2011.8.29</p> <p>【Venue】 Kyushu University Hospital (Japan), Amari Watergate Hotel (Thailand)</p>	<p>【Comments】</p> <p>A remote lecture was performed for the seminar in Bangkok, with the theme of “NGN: Advanced Technologies and New Applications for Life.” A new network technology was tried successfully and the conditions were very stable. We hope that telemedicine will grow rapidly in Thailand.</p>
	
<p>Dr Shimizu, making a remote presentation.</p>	<p>The presentation slide on the main screen.</p>
<p>Picture taken at: Kyushu University Hospital</p>	<p>Picture taken at: Amari Watergate Hotel</p>
	
<p>The participants at the main venue in Bangkok.</p>	<p>The main venue of the meeting in Bangkok.</p>
<p>Picture taken at: Amari Watergate Hotel</p>	<p>Picture taken at: Amari Watergate Hotel</p>
	
<p>Local engineering support at the main venue.</p>	<p>The equipment used for the remote presentation.</p>
<p>Picture taken at: Amari Watergate Hotel</p>	<p>Picture taken at: Amari Watergate Hotel</p>



## #269 Nurse Teleconference

2011.9.2.

<b>【Event】</b> Nurse Teleconference	<b>【Comments】</b> We had teleconference with Royal Brisbane and Women's Hospital with having presentations each other. In Australia, there is always an anesthesiologist and 99.9% of patients have sedation with propofol. There are 2 examination rooms, 14 recovering rooms, and 12 nurses, who do everything except controlling endoscope.
<b>【Date】</b> 2011.9.2	
<b>【Venue】</b> Kyushu University Hospital (Japan), Royal Brisbane and Women's Hospital (Australia)	
	
The staffs, participated in teleconference	Dr Woo, Dr Rapat, and Dr Nick from left.
Picture taken at: Kyushu University Hospital	Picture taken at: Kyushu University Hospital
	
Two screen are set during the conference.	Teleconference view at the Japanese venue.
Picture taken at: Kyushu University Hospital	Picture taken at: Kyushu University Hospital
	
Chief nurse Koda (ctr.) and other participating staff.	Australian staff at Royal Brisbane Hospital.
Picture taken at: Kyushu University Hospital	Picture taken at: Kyushu University Hospital

## #270 Nurse Teleconference

2011.9.5.

<p>【Event】 Nurse Teleconference</p> <p>【Date】 2011.9.5</p> <p>【Venue】 Kyushu University Hospital (Japan), Chulalongkorn University (Thailand)</p>	<p>【Comments】</p> <p>We connected to Chulalongkorn University with participation of nurses from Rajavithi Hospital as well.</p> <p>They use narcotic for sedation and nurses do injection. One nurse takes care of a patient during exam and nurses do everything except controlling endoscope.</p>
	
<p>Staffs, Dr Woo and Dr Rapat participated teleconference</p>	<p>Overall host associate professor Dr Shimizu.</p>
<p>Picture taken at: Kyushu University Hospital</p>	<p>Picture taken at: Kyushu University Hospital</p>
	
<p>Chulalongkorn University staff is seen in the screen.</p>	<p>Two screens set in front.</p>
<p>Picture taken at: Kyushu University Hospital</p>	<p>Picture taken at: Kyushu University Hospital</p>
	
<p>Chief nurse Koda (ctr.) and Ns Takeuchi (lt.).</p>	<p>Nurses in Bangkok answer questions from Japan.</p>
<p>Picture taken at: Kyushu University Hospital</p>	<p>Picture taken at: Kyushu University Hospital</p>




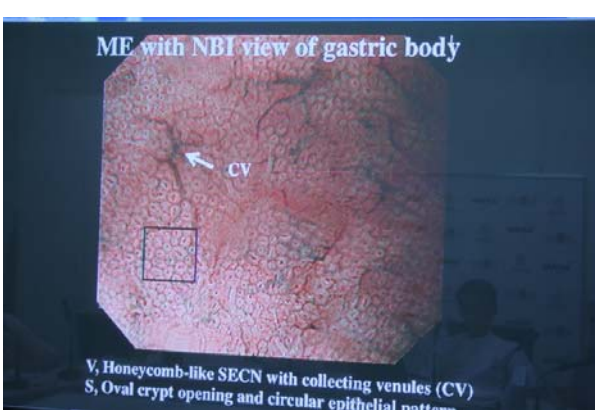

## #271 Teleconference with Bach Mai Hospital

2011.9.13.

<p>【Event】 Teleconference with Bach Mai Hospital</p> <p>【Date】 2011.9.13</p> <p>【Venue】 Kyushu University Hospital (Japan), Bach Mai Hospital (Vietnam)</p>	<p>【Comments】</p> <p>Dr Dung from Back Mai Hospital, Hanoi, Vietnam, made a presentation, which was shared by teleconference with his own staff. JICA (Japan International Cooperation Agency) staff now in Vietnam also joined our discussion including our future collaborations.</p>
	
<p>Dr Loi and his team at Back Mai Hospital.</p>	<p>Dr Dung makes a presentation at Kyushu U Hospital.</p>
<p>Picture taken at: Kyushu University Hospital</p>	<p>Picture taken at: Kyushu University Hospital</p>
	
<p>Slide at left and Hanoi participants at right monitor.</p>	<p>JICA staff now in Vietnam joins our teleconference.</p>
<p>Picture taken at: Kyushu University Hospital</p>	<p>Picture taken at: Kyushu University Hospital</p>
	
<p>Education and training staff makes comments.</p>	<p>Teleconference room at TEMDEC, Kyushu U Hosp.</p>
<p>Picture taken at: Kyushu University Hospital</p>	<p>Picture taken at: Kyushu University Hospital</p>

## #272 Korea-Japan Gastrointestinal Teleconference

2011.9.14.

<p>【Event】 Korea-Japan Gastrointestinal Teleconference</p> <p>【Date】 2011.9.14</p> <p>【Venue】 Kyushu University Hospital (Japan), KonKuk University Hospital (Korea), Kyoto Second Red Cross Hospital (Japan)</p>	<p>【Comments】</p> <p>This is the first teleconference between Korea-Japan on gastrointestinal diseases, organized by Prof Shim in Konkuk U, Korea, and Dr Tanaka in Kyoto. Prof Yao in Fukuoka U joined in Kyushu U to make a presentation on magnifying endoscopy, followed by case discussion between stations.</p>
	
<p>Monitor shows three connected hospitals.</p>	<p>Dr Yasuda makes greetings to all.</p>
<p>Picture taken at: Kyushu University Hospital</p>	<p>Picture taken at: Kyushu University Hospital</p>
	
<p>Prof Yao makes comments in Kyushu U Hospital.</p>	<p>Presentation slide on magnifying endoscopy.</p>
<p>Picture taken at: Kyushu University Hospital</p>	<p>Picture taken at: Kyushu University Hospital</p>
	
<p>Teleconference room view at TEMDEC, Kyushu U.</p>	<p>Prof Lee makes comments in Korea.</p>
<p>Picture taken at: Kyushu University Hospital</p>	<p>Picture taken at: Kyushu University Hospital</p>



## #273 The 11th FES (Fukuoka Endoscopic Surgery Forum)

2011.9.16.

<b>【Event】</b> The 11th FES (Fukuoka Endoscopic Surgery Forum)	<b>【Comments】</b> The 11 <sup>th</sup> Fukuoka Endoscopic Surgery Forum was held with over 200 participants of operation nurses.
<b>【Date】</b> 2011.9.16	The educational lecture was made about
<b>【Venue】</b> Acros Fukuoka (Japan), Fujimoto Hayasuzu Hospital (Japan), Iwate Medical University (Japan), University of Occupational and Environmental Health (Japan),	anesthesiology management for endoscopic surgery. There was active discussion with many questions and comments at Q&A session with interaction between connected stations in Iwate, Kita-Kyushu, and Miyazaki.
	
Participants at the main venue around 200 people.	Teleconference with Iwate, Kita-Kyushu & Miyazaki.
Picture taken at: Acros Fukuoka	Picture taken at: Acros Fukuoka
	
Dr Takamatsu makes an educational lecture.	Chairpersons and commentators on the stage.
Picture taken at: Acros Fukuoka	Picture taken at: Acros Fukuoka
	
A participant makes a question on presentations.	A presenter answers the question at Q&A session.
Picture taken at: Acros Fukuoka	Picture taken at: Acros Fukuoka

## #274 First Live Surgery to South Africa





2011.9.21.

<b>【Event】</b> First Live Surgery to South Africa	<b>【Comments】</b> Laparoscopic colon surgery was lively demonstrated to South Africa and Vietnam. This is the first time for Univ of Cape Town to join live surgery and for our colon team to transmit their surgery. The interaction between 3 stations was very hot with a lot of questions and comments. The image quality to South Africa was so nice and stable, too.
<b>【Date】</b> 2011.9.21	
<b>【Venue】</b> Kyushu University Hospital (Japan), University of the Cape Town (South Africa), Cho Ray Hospital (Vietnam)	
	
Operation room for live surgery in Kyushu U Hospital.	Three connected stations are shown in the monitor.
Picture taken at: Kyushu University Hospital	Picture taken at: Cho Ray Hospital
	
Dr Thomson and his team in Cape Town, South Africa.	Dr Toma gives explanations about on-going surgery.
Picture taken at: University of Cape Town	Picture taken at: Kyushu University Hospital
	
Vietnam team, interacting with other stations.	The venue in Cho Ray Hospital, Vietnam.
Picture taken at: Cho Ray Hospital	Picture taken at: Cho Ray Hospital








## #275 The 4th Nurse Teleconference

2011.9.27.

<b>【Event】</b> The 4th Nurse Teleconference	<b>【Comments】</b> We exchanged information on endoscopy. In Singapore, there are 6 examination rooms and 32 nurses, and 3 nurses take care for 1 patient during exam. Ninety-nine percent of patients take sedation but there is no anesthesiologist. Nurses do injections and patients drink 4 liter of liquid medication for colon endoscopy.
<b>【Date】</b> 2011.9.27	
<b>【Venue】</b> Kyushu University Hospital (Japan), National University of Singapore (Singapore)	
	
Participating nurses with doctors in Kyushu Univ.	Dr Shimizu and Dr Woo (rt.) make comments.
Picture taken at: Kyushu University Hospital	Picture taken at: Kyushu University Hospital
	
Presentation of National University of Singapore.	Two screens are set in front of participants.
Picture taken at: Kyushu University Hospital	Picture taken at: Kyushu University Hospital
	
Ns Takeuchi (lt.) makes a question with Ns Koda (ctr).	Singapore nurses answer questions from Japan.
Picture taken at: Kyushu University Hospital	Picture taken at: Kyushu University Hospital

## #276 Endoscopic Teleconference with University of Indonesia

2011.9.30.

<p>【Event】 Endoscopic Teleconference with University of Indonesia</p> <p>【Date】 2011.9.30</p> <p>【Venue】 Kyushu University Hospital (Japan), University of Indonesia (Indonesia)</p>	<p>【Comments】 Dr Aya, who stayed in Kyushu University Hospital for a month, shared a presentation on her endoscopic training program with her colleague in University of Indonesia. The quality of the connection was not so good, but we had good discussion about our consecutive collaborations in the future.</p>
	
<p>Dr Aya from Indonesia made her training report.</p> <p>Picture taken at: Kyushu University Hospital</p>	<p>A slide, introducing her University of Indonesia.</p> <p>Picture taken at: Kyushu University Hospital</p>
	
<p>Staff in Indonesia, Dr Aria (It.) and Dr Kaka.</p> <p>Picture taken at: Kyushu University Hospital</p>	<p>Teleconferencing view in Kyushu University Hospital.</p> <p>Picture taken at: Kyushu University Hospital</p>
	
<p>Dr Aya exchanges her views with Indonesian team.</p> <p>Picture taken at: Kyushu University Hospital</p>	<p>Teleconference was held with two monitors.</p> <p>Picture taken at: Kyushu University Hospital</p>



## #277 The 10th Medical Technology Department Ground Round

2011.10.3.

<p>【Event】 The 10th Medical Technology Department Ground Round</p> <p>【Date】 2011.10.3</p> <p>【Venue】 Kyushu University Hospital (Japan), Kyushu University Beppu Hospital (Japan)</p>	<p>【Comments】</p> <p>We connected our hospital and Beppu hospital by H.323 compatible TV conference system to share this " Medical technology department ground round" as 2nd trial. The department provided a support staff for this event preparation then we shared event preparation with him as his training. There were 90 participants in total.</p>
 <p>Ms. Koyama moderated this conference.</p> <p>Picture taken at: Kyushu University Hospital</p>	 <p>Mr. Yoshida spoke about polite manners for patients.</p> <p>Picture taken at: Kyushu University Hospital</p>
 <p>Report of the earthquake's support by Ms. Sakuhara.</p> <p>Picture taken at: Kyushu University Hospital</p>	 <p>Mr. Kajiwara was a new support staff for this event.</p> <p>Picture taken at: Kyushu University Hospital</p>
 <p>90 peoples participated in Kyushu U Hosp venue.</p> <p>Picture taken at: Kyushu University Hospital</p>	 <p>15 peoples participated in Beppu Hosp venue.</p> <p>Picture taken at: Kyushu University Hospital</p>

## #278 The 20th Kanto LADG Symposium

2011.10.8.

<p>【Event】 The 20th Kanto LADG Symposium</p> <p>【Date】 2011.10.8</p> <p>【Venue】 Kyushu University Hospital (Japan), Tokyo Medical Dental University (Japan), Kanazawa University (Japan), Lotte Hotel Busan (Korea)</p>	<p>【Comments】</p> <p>The Tokyo main venue was connected to Kyushu U, Kanazawa U, and Busan in Korea. Although Busan venue was the first time and Kanazawa the second, the quality of connection was quite nice and stable to have educational presentations and active discussion with good streaming of videos, with the help of Mr Torata who joined in Tokyo from Fukuoka.</p>
	
A monitor shows 4 connected stations.	Chairmen in Tokyo: Dr Terashima (It.) and Dr Kojima.
Picture taken at: Kyushu University Hospital	Picture taken at: Kyushu University Hospital
	
The venue in Busan, Korea.	Chairpersons in Korea, Dr Yang (It.) and Dr Choi.
Picture taken at: Busan Lotte Hotel	Picture taken at: Busan Lotte Hotel
	
The control room in Tokyo Medical Dental University.	Participants in Fukuoka enjoys lectures from Tokyo.
Picture taken at: Tokyo Medical Dental University	Picture taken at: Kyushu University Hospital



**#279 Endoscopic Teleconference with Hue University Hosiptal 2011.10.11.**

<b>【Event】</b> Endoscopic Teleconference with Hue University Hosiptal	<b>【Comments】</b> Dr Nam made a presentation on his 1-month training program with connection to his own hospital. This was the first time for Hue University Hospital to join our teleconference. Vice president of the University and director of endoscopic department joined in Vietnam, whereas many foreign doctors participated in Kyushu University Hosiptal, Japan.
<b>【Date】</b> 2011.10.11	
<b>【Venue】</b> Kyushu University Hosiptal (Japan), Hue University Hosiptal (Vietnam)	
	
Teleconference view at Kyushu University Hosiptal.	Main participants at Hue Univ. Hosiptal, Vietnam.
Picture taken at: Kyushu University Hosiptal	Picture taken at: Kyushu University Hosiptal
	
Dr Nam talks about his training experience in Japan.	Two monitors are used for teleconference in Kyushu U.
Picture taken at: Kyushu University Hosiptal	Picture taken at: Kyushu University Hosiptal
	
Dr Chan (It.) from Malaysia, Dr Tung from Vietnam.	Others from the Philippines, China, and Thailand.
Picture taken at: Kyushu University Hosiptal	Picture taken at: Kyushu University Hosiptal

## #280 Teleconference with Army Central Hospital 108

2011.10.26.

<p>【Event】 Teleconference with Army Central Hospital 108</p> <p>【Date】 2011.10.26</p> <p>【Venue】 Kyushu University Hospital (Japan), Army Central Hospital 108 (Vietnam)</p>	<p>【Comments】</p> <p>Dr Tung made his presentation on his training report, connecting with his 108 Hospital. Dr Khien and many of his staff joined in Hanoi, whereas other foreign doctors participated in Kyushu U Hospital. He talked about what he learned in GI endoscopy unit comparing the situations between Vietnam and Japan, and about what he enjoyed during his stay.</p>
	
<p>Dr Khien makes greetings from 108 Hospital, Hanoi.</p>	<p>Participants in Kyushu University Hospital.</p>
<p>Picture taken at: Kyushu University Hospital</p>	<p>Picture taken at: Kyushu University Hospital</p>
	
<p>Dr Khien and his team in 108 Hospital.</p>	<p>Teleconference view at Kyushu University Hospital.</p>
<p>Picture taken at: Kyushu University Hospital</p>	<p>Picture taken at: Kyushu University Hospital</p>
	
<p>Dr Tung from 108 Hospital makes a presentation (lt.).</p>	<p>Dr Wisit (rt.) from Thailand and Dr Chan, Malaysia.</p>
<p>Picture taken at: Kyushu University Hospital</p>	<p>Picture taken at: Kyushu University Hospital</p>



## #282 Teleconference with Malaysia

2011.10.27.

<b>【Event】</b> Teleconference with Malaysia	<b>【Comments】</b> Two Malaysian doctors made their presentations connecting with three hospitals in their home country. Dr Goh in U Malaya as well as Dr Jayaram in UM Sabah joined the teleconference with interactive discussion. UM Sabah successfully joined us the second time, whereas HTAA Hospital in Kuantan for the first time.
<b>【Date】</b> 2011.10.27	
<b>【Venue】</b> Kyushu University Hospital (Japan), University of Malaya (Malaysia), University Malaysia Sabah (Malaysia), Hospital Tengku Ampuan Afzan Kuantan (Malaysia)	
Prof Goh KL (2nd left) and his team in Malaysia. Picture taken at: University of Malaya	Dr Tee from Malaysia makes a presentation. Picture taken at: Kyushu University Hospital
	
Dr Chan (ctr.) from Malaysia makes a presentation. Picture taken at: Kyushu University Hospital	Monitor shows four connected stations. Picture taken at: Kyushu University Hospital
	
Screen for presentation (It.) and teleconference. Picture taken at: Kyushu University Hospital	Teleconference view at Kyushu University Hospital. Picture taken at: Kyushu University Hospital

**#283 The 14th Conference of Korean Laparoendoscopic  
Gastrointestinal Surgery Study Group****2011.10.29.**

<p>【Event】 The 14th Conference of Korean Laparoendoscopic Gastrointestinal Surgery Study Group</p> <p>【Date】 2011.10.29</p> <p>【Venue】 Kyushu University Hospital (Japan), Seoul National University Bundang Hospital (Korea), Chonnam National University (Korea), National Cancer Center Korea (Korea), Catholic University of Korea Seoul St. Mary Hospital (Korea)</p>	<p>【Comments】</p> <p>We remotely joined the surgical meeting for laparoscopic gastrectomy in Korea. Dr Nagai made a presentation using a recorded video. The technical preparations were led by SNU Bundang Hospital team, using DVTS streaming for surgery and Polycom for communications. Active discussions were made with high-quality moving images between three hospitals in Korea and one in Japan.</p>
 <p>Dr Nagai (ctr), Dr Toma (lt.) and Dr Shimizu.</p> <p>Picture taken at: Kyushu University Hospital</p>	 <p>Main screen in the main venue in Korea.</p> <p>Picture taken at: Kyushu University Hospital</p>
 <p>DVTS streaming for four laparoscopic surgeries.</p> <p>Picture taken at: Kyushu University Hospital</p>	 <p>Polycom images for four connected stations.</p> <p>Picture taken at: Kyushu University Hospital</p>
 <p>Dr Ouchida, center, makes some comments.</p> <p>Picture taken at: Kyushu University Hospital</p>	 <p>Two screens show surgical images in Kyushu U Hosp.</p> <p>Picture taken at: Kyushu University Hospital</p>



## #284 Spy Glass Teleconference

2011.11.1.

<p>【Event】 Spy glass Teleconference</p> <p>【Date】 2011.11.1</p> <p>【Venue】 Kyushu University Hospital (Japan), University of Tokyo Hospital (Japan), Kyoto Second Red Cross Hospital (Japan), Gifu University (Japan)</p>	<p>【Comments】</p> <p>The teleconference was newly organized by Dr Tanaka in Kyoto on the new endoscopic equipment called SpyGlass. Dr Isayama's team in Tokyo U joined us for the first time and Gifu U the second. The discussion was in a casual mood with a lot of questions and comments. The next conference is to be held with its details later.</p>
	
<p>Dr Otsuka (lt.), chair, &amp; Dr Nagayoshi (ctr.), presenter.</p> <p>Picture taken at: Kyushu University Hospital</p>	<p>Monitors show a presentation slide.</p> <p>Picture taken at: Kyushu University Hospital</p>
	
<p>Dr Tanaka, engineering staff, greets in Tokyo U Hosp.</p> <p>Picture taken at: Kyushu University Hospital</p>	<p>Monitor shows four participating hospitals.</p> <p>Picture taken at: Kyushu University Hospital</p>
	
<p>Teleconference view at Kyushu University Hospital.</p> <p>Picture taken at: Kyushu University Hospital</p>	<p>A slide, presented at teleconference.</p> <p>Picture taken at: Kyushu University Hospital</p>

## #285 The 5th Peking Early Gastric Cancer Tele-conference







2011.11.15.

<b>【Event】</b> The 5th Peking Early Gastric Cancer Tele-conference	<b>【Comments】</b> The one of the most unique and educational points of this teleconference between China-Japan is to discuss both endoscopy and pathology at the same time with images transmitted by Internet and shared between the four stations. Prof T Yao made an easy-to-understand brief lecture on pathology, followed by case discussion introduced from Beijing and Shanghai.
<b>【Date】</b> 2011.11.15	
<b>【Venue】</b> Kyushu University Hospital (Japan), Peking Union Medical College Hospital (China), Fudan University Zhongshan Hospital (China), Tokyo APAN office (Japan)	
	The venue at Fudan University Zhongshan Hospital.
Picture taken at: Kyushu University Hospital	Picture taken at: Fudan Univ. Zhongshan Hospital
	
Prof T Yao makes comments from Tokyo venue.	
Picture taken at: Tokyo APAN Office	Picture taken at: Peking Union Medical College Hosp
	
Dr K Yao/Fukuoka Univ. (ctr.) and Dr Sake/Morocco (rt.).	
Picture taken at: Kyushu University Hospital	Picture taken at: Kyushu University Hospital



## #286 Student Teleconference

2011.12.2.

<p>【Event】 Student Teleconference</p> <p>【Date】 2011.12.2</p> <p>【Venue】 Kyushu University Hospital (Japan), Fujita Health University (Japan)</p>	<p>【Comments】</p> <p>Mr Nagata, 6<sup>th</sup> grade in Medical College in Kyushu Univ., organized a teleconference with Fujita Health University in Nagoya. They shared a well-prepared case presentation, seeking for right diagnosis and appropriate treatment strategies. Multiple or international connections are expected next time.</p>
	
<p>The venue in Fujita Health University Hospital.</p> <p>Picture taken at: Fujita Health University</p>	<p>A student explains on the case using a whiteboard.</p> <p>Picture taken at: Fujita Health University</p>
	
<p>Students in Kyushu University venue-1.</p> <p>Picture taken at: Kyushu University Hospital</p>	<p>Students in Kyushu University venue-2.</p> <p>Picture taken at: Kyushu University Hospital</p>
	
<p>The teleconference view in Kyushu University venue.</p> <p>Picture taken at: Kyushu University Hospital</p>	<p>Prof Yoshioka adds some explanations on the patient.</p> <p>Picture taken at: Fujita Health University</p>

## #287 The 2nd Korea-Japan GI Teleconference

2011.12.8.

<p>【Event】 The 2nd Korea-Japan GI Teleconference</p> <p>【Date】 2011.12.8</p> <p>【Venue】 Kyushu University Hospital (Japan), KonKuk University Hospital (Korea) Kyoto Second Red Cross Hospital (Japan)</p>	<p>【Comments】</p> <p>The 2<sup>nd</sup> GI teleconference was held with a special guest of Dr Uedo at Osaka Medical Center for Cancer and Cardiovascular Diseases. His presentation entitled as “Image Enhanced Endoscopy for Chronic Atrophic Gastritis and Gastric Cancer” attracted all the participants including foreign doctors in Kyushu Univ.</p>
 <p>Doctors from abroad participate the teleconference. Picture taken at: Kyushu University Hospital</p>	 <p>Prof Shim CS (lt.) and Prof Lee SY in Konkuk Univ. Picture taken at: Konkuk University Hospital</p>
 <p>Prof Yao K from Fukuoka Univ. joins in Kyushu Univ. Picture taken at: Kyushu University Hospital</p>	 <p>Dr Yasuda (lt.) and Dr Uedo in Kyoto venue. Picture taken at: Kyushu University Hospital</p>
 <p>Three stations projected in a monitor. Picture taken at: Kyushu University Hospital</p>	 <p>Endoscopic image in a monitor during a lecture. Picture taken at: Kyushu University Hospital</p>



## #288 WGO Teleconference

2011.12.13.

<b>【Event】</b> WGO Teleconference	<b>【Comments】</b> This teleconference was organized after Dr Sake went back to Morocco from endoscopic training in Kyushu Univ. The presentation about her experience in Japan was followed by Dr Thomson's speech from Univ. of Cape Town on possible collaboration plans among centers of World Gastroenterology Organization.
<b>【Date】</b> 2011.12.13	
<b>【Venue】</b> Kyushu University Hospital (Japan), Mohamed V Souissi University, Rabat (Morocco), University of the Cape Town (South Africa)	
	
Prof Thomson (lt.) and Dr Shawn in Univ. of Cape Town.	Prof Naima and her team in Mohammed-V Univ.
Picture taken at: Kyushu University Hospital	Picture taken at: Kyushu University Hospital
	
Presentation file of Dr Sake is shown in the right screen.	A slide of WGO training center by Prof Thomson.
Picture taken at: Kyushu University Hospital	Picture taken at: Kyushu University Hospital
	
Mr Hu (lt.) and Dr Shimizu at Kyushu Univ. venue.	The three stations seen in the monitor.
Picture taken at: Kyushu University Hospital	Picture taken at: Kyushu University Hospital

## #289 MYREN Medical Talk







2011.12.14.

<p>【Event】 MYREN Medical Talk</p> <p>【Date】 2011.12.14</p> <p>【Venue】 Kyushu University Hospital (Japan), University of Malaya (Malaysia), National University of Malaysia (Malaysia), Malaysian Research Education Network NOC (Malaysia)</p>	<p>【Comments】</p> <p>“MYREN Medical Talk” was organized by both Malaysian academic network and Univ. of Malaya on the topics of Collaborative Medicine thru ICT. Dr Shimizu made a remote presentation, followed by talks by local doctors and technological engineers from different viewpoints. The future expansion of telemedicine activities is very much expected.</p>
	
<p>The general view of main venue in Malaysia.</p>	<p>Mr Kamal (ctr.), MYREN, and Dr Ho (rt.), U Malaya.</p>
<p>Picture taken at: University of Malaya Medical Center</p>	<p>Picture taken at: University of Malaya Medical Center</p>
	
<p>Dr Shimizu making a presentation to Malaysia.</p>	<p>The four stations are seen in the monitor.</p>
<p>Picture taken at: Kyushu University Hospital</p>	<p>Picture taken at: Kyushu University Hospital</p>
	
<p>Dr Salem chairing the workshop in the main venue.</p>	<p>Two monitors are set up in Kyushu Univ. venue.</p>
<p>Picture taken at: University of Malaya Medical Center</p>	<p>Picture taken at: Kyushu University Hospital</p>



## #290 The 5th Asia Telemedicine Symposium-1

2011.12.16.

<p>【Event】 The 5th Asia Telemedicine Symposium-1</p> <p>【Date】 2011.12.16</p> <p>【Venue】 Kyushu University Hospital (Japan), University of the Cape Town (South Africa), University of Malaya (Malaysia), Fiji National University (Fiji), Seattle Science Foundation (United States), Tsinghua University (China), The Institute of Liver and Biliary Sciences (India), Asian Institute of Gastroenterology (India), Institut Teknologi Bandung (Indonesia),</p>	<p>【Comments】</p> <p>The 5<sup>th</sup> Asia Telemedicine Symposium was held in Kyushu Univ. Hospital, commemorating Kyushu Univ. Centennial Anniversary. There were poster sessions and exhibitions from companies for the first time. In addition to invited persons as Deputy Director of Kyushu Univ. and Director of the Hospital, over 120 people joined from 17 countries with a remote presentation from South Africa. A lot of human communications and information exchanges were attained.</p>
 <p>Dr Kubo, Hospital Director, makes a welcome speech.</p> <p>Picture taken at: Kyushu University Hospital</p>	 <p>A big screen in the main venue at Centennial Hall.</p> <p>Picture taken at: Kyushu University Hospital</p>
 <p>The general view to main venue at Centennial Hall.</p> <p>Picture taken at: Kyushu University Hospital</p>	 <p>Participants feeling at home during coffee break.</p> <p>Picture taken at: Kyushu University Hospital</p>
 <p>Exhibitions of new equipment from companies.</p> <p>Picture taken at: Kyushu University Hospital</p>	 <p>Vietnam team making greetings at reception.</p> <p>Picture taken at: Kyushu University Hospital</p>

## #291 The 5th Asia Telemedicine Symposium-2

2011.12.17.

<p>【Event】 The 5th Asia Telemedicine Symposium-2</p> <p>【Date】 2011.12.17</p> <p>【Venue】 Kyushu University Hospital (Japan), University of the Cape Town (South Africa), University of Malaya (Malaysia), Fiji National University (Fiji), Seattle Science Foundation (United States), Tsinghua University (China), The Institute of Liver and Biliary Sciences (India), Asian Institute of Gastroenterology (India), Institut Teknologi Bandung (Indonesia),</p>	<p>【Comments】</p> <p>The 2<sup>nd</sup> day of symposium was held in Collaboration Center where technical issues were mainly discussed. Following live demonstrations from Seattle in the early morning, remote participants joined from India, Fiji, China, Malaysia, Indonesia, etc. Special lecture was made by Prof Sugiura on DVTS updates, whereas lectures on tele-consultation activities at Kagawa Univ. and Brisbane Univ. were introduced on the 1<sup>st</sup> day.</p>
 <p>Live demonstration from Seattle Science Foundation.</p> <p>Picture taken at: Kyushu University Hospital</p>	 <p>Participants at Collaboration Center.</p> <p>Picture taken at: Kyushu University Hospital</p>
 <p>Mr Satya, remotely participating from India.</p> <p>Picture taken at: Asia Institute of Gastroenterology</p>	 <p>Chairpersons: Mr Junghun Lee (It.) and Ms Kudo.</p> <p>Picture taken at: Kyushu University Hospital</p>
 <p>Attendants enjoying lunch: Dr Ikeno (It) &amp; Mr Chiang.</p> <p>Picture taken at: Kyushu University Hospital</p>	 <p>The participants at dinner exchanging friendship.</p> <p>Picture taken at: Kyushu University Hospital</p>



## #292 Remote Lecture for Students in Ito Campus

2012.1.11.

<p>【Event】</p> <p>Remote Lecture for Students in Ito Campus</p> <p>【Date】 2012.1.11</p> <p>【Venue】 Kyushu University Hospital (Japan), Kyushu University Ito Campus (Japan)</p>	<p>【Comments】</p> <p>A remote lecture on telemedicine was performed for the students in Ito Campus from Hospital. This was made as an example of using network in the class of "Information Network." The system, iClass, connecting all campuses worked well for presentation and communications.</p>
	
<p>The monitor shows the classrooms and slides.</p>	<p>Dr Shimizu making a remote presentation.</p>
<p>Picture taken at: Kyushu University Hospital</p>	<p>Picture taken at: Kyushu University Hospital</p>
	
<p>Student taking a class at Ito Campus.</p>	<p>A student making a question to Dr Shimizu.</p>
<p>Picture taken at: Kyushu University Hospital</p>	<p>Picture taken at: Kyushu University Hospital</p>
	
<p>A room view at Hospital Campus.</p>	<p>Dr Shimizu handling equipment for a remote lecture.</p>
<p>Picture taken at: Kyushu University Hospital</p>	<p>Picture taken at: Kyushu University Hospital</p>

## #293 Beijing Ceremonial Live Surgery







2012.1.12.

<b>【Event】</b> Beijing Ceremonial Live Surgery	<b>【Comments】</b> Live surgery was transmitted from Seoul to the Training Center in Beijing, connecting Tokyo and Fukuoka as well. The center was linked with DVTS for the first time, but the quality was so good that the participants were quite satisfied. The surgical contents are expected to increase in China.
<b>【Date】</b> 2012.1.12	
<b>【Venue】</b> Kyushu University Hospital (Japan), Johnson & Johnson Beijing (China), Seoul National University Bundang Hospital (Korea), Johnson & Johnson MIT (Japan)	
	
Inauguration ceremony in Beijing Training Center.	Participants in Beijing venue.
Picture taken at: J&J Beijing Training Center	Picture taken at: J&J Beijing Training Center
	
The four connected sites are shown in the monitor.	A general view in Tokyo venue.
Picture taken at: Kyushu University Hospital	Picture taken at: J&J Tokyo Training Center
	
Dr Ha, Dr Nakata, Dr Wisit (from left) in Kyushu U Hosp.	Two monitors are set up in Kyushu U Hospital.
Picture taken at: Kyushu University Hospital	Picture taken at: Kyushu University Hospital









## #295 The 33rd APAN Meeting Chiang Mai - Endoscopy 1

2012.2.14.

<p>【Event】</p> <p>The 33rd APAN Meeting Chiang Mai - Endoscopy 1</p>	<p>【Comments】</p> <p>This live demonstration of endoscopy was organized to synchronize between APAN meeting in Chiang Mai and annual congress of Thai Association of Gastroenterology in Bangkok. Endoscopy was performed in Chulalongkorn University Hospital and transmitted to all. The audio-visual conditions generally become better with our engineering experience except some distortions in some sites.</p>
<p>【Date】 2012.2.14</p>	
<p>【Venue】 The Empress Convention Centre (Thailand), Queen Sirikit National Convention Center (Thailand), ASAN medical center (Korea), University of Malaya (Malaysia), Army Central Hospital 108 (Vietnam), Cho Ray Hospital (Vietnam), KonKuk University Hospital (Korea), Chulalongkorn University (Thailand)</p>	
	
<p>Main venue at APAN in Chiang Mai, Thailand.</p> <p>Picture taken at: KonKuk University Hospital</p>	<p>Dr Rungsun chairs the congress in Bangkok.</p> <p>Picture taken at: The Empress Convention Centre</p>
	
<p>Participants at Konkuk University Hospital in Seoul.</p> <p>Picture taken at: Konkuk University Hospital</p>	<p>Dr Goh and his team at University of Malaya.</p> <p>Picture taken at: University of Malaya</p>
	
<p>Dr Khien and his team at #108 Hospital in Hanoi, VN.</p> <p>Picture taken at: Army Central Hospital 108</p>	<p>Participants at Cho Ray Hospital in Ho Chi Minh.</p> <p>Picture taken at: Cho Ray Hospital</p>

## #296 The 33rd APAN Meeting Chiang Mai - Endoscopy 2

2012.2.14.

<p>【Event】</p> <p>The 33rd APAN Meeting Chiang Mai - Endoscopy 2</p>	<p>【Comments】</p> <p>The case conference was organized in Endoscopy session 2. After presentation from each station, questions or comments were made for further discussion. This was their first participation, but the Institute of Liver and Biliary Sciences in New Delhi, India, was good in transmission quality. The conditions were also good in Asian Institute of Gastroenterology in India as well as in World Institute for Digestive Endoscopy Research in Barcelona.</p>
<p>【Date】 2012.2.14</p> <p>【Venue】 The Empress Convention Centre (Thailand), Asian Institute of Gastroenterology (India), ASAN medical center (Korea), National Taiwan University (Taiwan), Chinese University of Hong Kong (China), The Institute of Liver and Biliary Sciences (India), World Institute for Digestive Endoscopy Research in Barcelona (Spain)</p>	
	
<p>The monitor shows 7 sites participating in the session.</p>	<p>Prof Ong-Ard (rt.) chairs the session with Dr Shimizu.</p>
<p>Picture taken at: The Empress Convention Centre</p>	<p>Picture taken at: The Empress Convention Centre</p>
	
<p>Team members at National Taiwan University.</p>	<p>The venue at Chinese University of Hong Kong.</p>
<p>Picture taken at: The Empress Convention Centre</p>	<p>Picture taken at: Chinese University of Hong Kong</p>
	
<p>The first attendance of Prof Sarin from New Delhi.</p>	<p>The second participation from Barcelona to APAN.</p>
<p>Picture taken at: Institute of Liver and Biliary Sciences</p>	<p>Picture taken at: WIDER in Barcelona</p>



## #297 The 33rd APAN Meeting Chiang Mai - Fetus

2012.2.15.

<p><b>【Event】</b> The 33rd APAN Meeting Chiang Mai - Fetus</p> <p><b>【Date】</b> 2012.2.15</p> <p><b>【Venue】</b> The Empress Convention Centre (Thailand), Mahidol University Siriraj Hospital (Thailand), National Center for Child Health and Development (Japan), National University of Singapore (Singapore), National Taiwan University (Taiwan), University of Hong Kong (China), Kyushu University Hospital (Japan)</p>	<p><b>【Comments】</b> The second teleconference for fetus medicine was organized at APAN in Chiang Mai. At all stations except National Center for Child Health and Development in Tokyo, the system conditions were good including Hong Kong University, where they had poor transmissions last time. Concerning NCCHD, where the system was good last time, we will plan to check it again soon.</p>
 <p>Seven participating stations are shown in the monitor.</p> <p>Picture taken at: The Empress Convention Centre</p>	 <p>Dr Chiba (rt.) and Dr Han HS chair the session.</p> <p>Picture taken at: The Empress Convention Centre</p>
 <p>The venue at Mahidol University Siriraj Hospital.</p> <p>Picture taken at: Mahidol University Siriraj Hospital</p>	 <p>A doctor makes a presentation at Hong Kong Univ.</p> <p>Picture taken at: University of Hong Kong</p>
 <p>Dr Nakamura and his team participating from Tokyo.</p> <p>Picture taken at: The Empress Convention Centre</p>	 <p>The venue at National University of Singapore.</p> <p>Picture taken at: National University of Singapore</p>

## #298 33rd APAN meeting Chiang Mai - Technology

2012.2.16.

【Event】 33rd APAN meeting Chiang Mai - Technology	【Comments】
【Date】 2012.2.16	
【Venue】 The Empress Convention Centre (Thailand), Kyushu University Hospital (Japan), Vidyo Japan (Japan), NASATI Office (Vietnam), Cho Ray Hospital (Vietnam), Viet Duc Hospital (Vietnam), National Taiwan University (Taiwan), University of the Philippines Manila (Philippines), Bach Mai Hospital (Vietnam), Kagawa University Hospital (Japan)	With new system called Vidyo, the remote consultation activity between Kagawa University in Japan and Japanese residents in Chiang Mai was introduced. Mr Shoji living in the neighborhood joined at the main venue to express his satisfaction with this advanced quality. We will ask to University of Chiang Mai for possible cooperation to accelerate this activity between the two countries.
	
Dr Yokoi at Kagawa Univ. and other connected sites.	Mr Chiang (rt.) from Taiwan chairs the session.
Picture taken at: Viet Duc Hospital	Picture taken at: The Empress Convention Centre
	
Mr Shoji (It.), living in Chiang Mai, joins the session.	Prof YS Lee asks a question at the venue.
Picture taken at: The Empress Convention Centre	Picture taken at: The Empress Convention Centre
	
Nine out of 11 connected stations are on the monitor.	Mr Dinh joins from Viet Duc Hospital, Hanoi.
Picture taken at: The Empress Convention Centre	Picture taken at: Viet Duc Hospital



## #299 The 33rd APAN Meeting Chiang Mai - Cardiology

2012.2.16.

<p>【Event】 The 33rd APAN Meeting Chiang Mai - Cardiology</p> <p>【Date】 2012.2.16</p> <p>【Venue】 The Empress Convention Centre (Thailand), National University of Singapore (Singapore), National Taiwan University (Taiwan), Osaka University Hospital (Japan)</p>	<p>【Comments】</p> <p>The first live demonstration of cardiac intervention was organized at APAN. The conditions were good both in National Taiwan University from a newly opened theater and in Osaka University which joined us for the first time. This is one of the promising contents which we hope to expand.</p>
	
<p>The monitor shows views from 4 participating stations.</p> <p>Picture taken at: The Empress Convention Centre</p>	<p>Dr Ikeno (rt.) chairs the session with Prof Damaras.</p> <p>Picture taken at: The Empress Convention Centre</p>
	
<p>Prof Kao makes a live demonstration from Taiwan.</p> <p>Picture taken at: The Empress Convention Centre</p>	<p>Prof Sumitsuji organizes a team at Osaka U Hospital.</p> <p>Picture taken at: Osaka University Hospital</p>
	
<p>The participants at National University of Singapore.</p> <p>Picture taken at: The Empress Convention Centre</p>	<p>Engineering staff supports the session at the venue.</p> <p>Picture taken at: The Empress Convention Centre</p>

## #300 The 33rd APAN Meeting Chiang Mai - Surgery







2012.2.17.

<p>【Event】 The 33rd APAN Meeting Chiang Mai - Surgery</p>	<p>【Comments】 The first live surgery was successfully organized with high-definition image transmission using HD-SCR system. Laparoscopic adrenalectomy was performed at Seoul National University Bundang Hospital, which was shared with 12 connected stations. Dr Sirikarn at main venue chaired the session with interactive discussion with Dr Cho in Seoul and Dr Giang in Hanoi, et al. Bach Mai Hospital in Vietnam joined for the first time in years.</p>
<p>【Date】 2012.2.17</p>	
<p>【Venue】 The Empress Convention Centre (Thailand), Kyushu University Hospital (Japan), Cho Ray Hospital (Vietnam), University of Hong Kong (China), Mahidol University Siriraj Hospital (Thailand), University of the Philippines Manila (Philippines), National Taiwan University (Taiwan), Seoul National University Bundang Hospital (Korea), Shanghai CTEC (China), Viet Duc Hospital (Vietnam), The Institute of Liver and Biliary Sciences (India), Bach Mai Hospital (Vietnam)</p>	
	
<p>Twelve participating stations are shown on the monitor.</p>	<p>Dr Sirikarn (rt.) chairs the session with Dr Shimizu.</p>
<p>Picture taken at: The Empress Convention Centre</p>	<p>Picture taken at: The Empress Convention Centre</p>
	
<p>The main venue view at Chiang Mai from behind.</p>	<p>All the staff at Cho Ray Hospital glares at the screen.</p>
<p>Picture taken at: The Empress Convention Centre</p>	<p>Picture taken at: Cho Ray Hospital</p>
	
<p>The staff at Bach Mai Hospital enjoys the session.</p>	<p>Dr Giang and his team at Viet Duc Hospital.</p>
<p>Picture taken at: Bach Mai Hospital</p>	<p>Picture taken at: Viet Duc Hospital</p>









## #301 Taiwan Tele-conference

2012.2.21.

<b>【Event】</b> Taiwan Tele-conference	<b>【Comments】</b> With the occasion of acceptance of Dr Chang for the surgical training in Kyushu University, we successfully held a teleconference connecting multiple hospitals in Taiwan for the first time. Kaohsiung Medical University was connected by DVTS for the first time with DVTS but the quality was superb. We expect further expansion of telemedicine activities in Taiwan.
<b>【Date】</b> 2012.2.21	
<b>【Venue】</b> Kyushu University Hospital (Japan), Taipei Veterans General Hospital (Taiwan), National Taiwan University (Taiwan), Kaohsiung Medical University Chung-HO Memorial Hospital (Taiwan)	
	
Dr Chang (lt.) from Taipei Veteran General Hospital.	The monitor shows 4 connected stations.
Picture taken at: Kyushu University Hospital	Picture taken at: Kyushu University Hospital
	
The two screens are set up in Kyushu Univ. Hospital.	Dr Ho (center) and Dr Yang (lt.) in TPVGH.
Picture taken at: Kyushu University Hospital	Picture taken at: Kyushu University Hospital
	
Teleconference view in Kyushu University Hospital.	A presentation slide by Dr Chang on his training.
Picture taken at: Kyushu University Hospital	Picture taken at: Kyushu University Hospital

## #302 Advanced Endoscopy Symposium

2012.2.24.

<p>【Event】 Advanced Endoscopy Symposium</p> <p>【Date】 2012.2.24</p> <p>【Venue】 Kyushu University Hospital (Japan), All Nations Centre, Cardiff (United Kingdom)</p>	<p>【Comments】</p> <p>This is the first teleconference with England where presentations were made from Japan by doctors of Fukuoka Univ. and Osaka Medical Center for Cancer and Cardiovascular Diseases with active discussions from both sides. Further expansion of telemedicine activities are expected between the two countries.</p>
 <p>From left, Dr Aoyagi, Dr Yao, and Dr Uedo in Japan.</p> <p>Picture taken at: Kyushu University Hospital</p>	 <p>Dr Ragunath (rt.) and Dr Dolwani in England venue.</p> <p>Picture taken at: Kyushu University Hospital</p>
 <p>Teleconference room in Kyushu University Hospital.</p> <p>Picture taken at Kyushu University Hospital</p>	 <p>The presentation by Dr Uedo.</p> <p>Picture taken at: Kyushu University Hospital</p>
 <p>A slide of magnifying endoscopy made by Dr Yao.</p> <p>Picture taken at: Kyushu University Hospital</p>	 <p>Young doctors participating in Japan.</p> <p>Picture taken at: Kyushu University Hospital</p>