

Activity Report of Asia-Pacific Medical Network Project in Kyushu University Hospital : Vol.4

清水, 周次
九州大学病院

中島, 直樹
九州大学病院

<https://doi.org/10.15017/10572>

出版情報 : 「超高速ネットワークを利用したアジア遠隔医療プロジェクト」 TEMDEC活動報告. 4, pp.1-103, 2008-04. AQUA事務局

バージョン :

権利関係 :

3) Snaps/ Brief explanation

#97 Live surgery demonstration of laparoscopic hepatectomy 2007.5.8

<p>【Event】 Live surgery demonstration of laparoscopic hepatectomy</p>	<p>【Comments】 Live surgery from Seoul National University</p>
<p>【Date】 2007.5.8</p>	<p>Bundang Hospital, Korea, was transmitted to three</p>
<p>【Venue】 Kyushu U Hosp – SNU Bundang Hosp– Iwate Med U – Fujimoto Hayasuzu Hosp</p>	<p>hospitals in Japan. The discussion was made in a casual fashion.</p>
	
<p>Dr Nakamura and staffs in Kyushu University Picture taken at : Kyushu University Hospital</p>	<p>Four stations are shown in the screen. Picture taken at : Kyushu University Hospital</p>
	
<p>Dr Han HS greets to Kyushu U from operating room. Picture taken at : SNU Bundang Hospital</p>	<p>Surgical view in operating theater in Korea side. Picture taken at : SNU Bundang Hospital</p>
	
<p>Overview from behind in Kyushu University Picture taken at : Kyushu University Hospital</p>	<p>Instruments in SNU Bundang Hospital Picture taken at : SNU Bundang Hospital</p>







#98 Endoscopy live demonstration 2007.6.9

<p>【Event】 The 4th live demonstration of Gastrointestinal endoscopy in Kyoto</p>	<p>【Comments】 Endoscopic procedures were broadcasted from Kyoto 2nd Red Cross Hospital to Kyushu University Hospital. This is the first time for Kyoto 2nd Red Cross Hospital to join our project. They used a system to send vital signs together with endoscopic images.</p>
<p>【Date】 2007.6.9</p>	
<p>【Venue】 Kyushu University Hospital – Kyoto 2nd Red Cross Hospital</p>	
	
<p>Endoscopic image is shown on the monitor.</p>	<p>Dr Shimizu with Dr Yada and Dr Yoshinaga.</p>
<p>Picture taken at : Kyoto 2nd Red Cross Hospital</p>	<p>Picture taken at : Kyushu University Hospital</p>
	
<p>The main venue of live demonstration in Kyoto.</p>	<p>A doctor's image is in a bigger frame on the monitor.</p>
<p>Picture taken at : Kyoto 2nd Red Cross Hospital</p>	<p>Picture taken at : Kyoto 2nd Red Cross Hospital</p>
	
<p>Overview from behind in Kyushu University</p>	<p>An engineer, Mr Torata, is checking the system.</p>
<p>Picture taken at : Kyushu Universtiy Hospital</p>	<p>Picture taken at : Kyushu Universtiy Hospital</p>

#99 Shanghai Live by Chinese Medical Association-1 2007.6.21


<p>【Event】 Live demonstration of colon surgery at Chinese Medical Association</p>	<p>【Comments】</p>
<p>【Date】 2007.6.21</p>	<p>Symposium on Advancement in Minimally Invasive Surgery for Digestive System Malignancies supported by Chinese Medical Association was held in</p>
<p>【Venue】 Shanghai Jiaotong Hospital – Kyushu U Hospital – Iwate Medical University – Taipei Veteran General Hospital</p>	<p>Shanghai. Live demonstration of colon surgery was broadcasted for the first time from Iwate Med Univ.</p>
	
<p>Monitor shows four stations connected.</p>	<p>Participant enjoys live surgery in Shanghai.</p>
<p>Picture taken at : Kyushu University Hospital</p>	<p>Picture taken at : Shanghai Jiaotong University</p>
	
<p>Dr Jiang Tao from Shanghai is at Kyushu station.</p>	<p>Dr Qui makes an opening remarks at main venue.</p>
<p>Picture taken at : Kyushu University Hospital</p>	<p>Picture taken at : Shanghai Jiaotong University</p>
	
<p>Audience in Shanghai communicates with other sites.</p>	<p>Dr Yang and his team in Taipei station.</p>
<p>Picture taken at : Shanghai Jiaotong University</p>	<p>Picture taken at : Taipei Veteran General Hospital</p>

#100 Shanghai live by Chinese Medical Association-2 2007.6.22

<p>【Event】 Live demonstration of gastric surgery at Chinese Medical Association</p>	<p>【Comments】 Live demonstration of laparoscopic gastric surgery was performed on the second day of the Symposium.</p>
<p>【Date】 2007.6.22</p>	<p>This is the first time for Tokyo Medical Dental U to join our project. Chulalongkorn U also joined our surgical teleconference for the first time.</p>
<p>【Venue】 Shanghai Jiaotong Hospital – Kyushu U Hospital – Tokyo Medical Dental University – Chulalongkorn University</p>	
	
<p>Four stations are on the screen.</p>	<p>Surgical image was broadcasted to three stations.</p>
<p>Picture taken at : Kyushu University Hospital</p>	<p>Picture taken at : Kyushu University Hospital</p>
	
<p>Dr Shimizu, moderator, and Mr Torata, cameraman.</p>	<p>Dr Nagai is operator at Kyushu U Hospital.</p>
<p>Picture taken at : Kyushu University Hospital</p>	<p>Picture taken at : Kyushu University Hospital</p>
	
<p>Dr Toma makes a case presentation.</p>	<p>A large audience at the main venue in Shanghai.</p>
<p>Picture taken at : Kyushu University Hospital</p>	<p>Picture taken at : Shanghai Jiaotong U Hospital</p>

#101 Memorial lectures in NORTH annual meeting 2007.7.19

<p>【Event】 Memorial lectures in NORTH annual meeting</p>	<p>【Comments】 The content was a disease management (Carna project). We exchanged remote lectures between the two stations, and had a demonstrative remote healthcare instruction from the Sapporo venue using 3D image.</p>
<p>【Date】 2007.7.19</p>	
<p>【Venue】 Sapporo Medical University memorial hall – Kyushu University Hospital</p>	



The program of the meeting in the Sapporo venue.

Dr. Nakashima gave a lecture with his eyeball (joking).

Picture taken at : Sapporo Medical University

Picture taken at : Kyushu University Hospital




The 3D image generator combined with two DVcams

Prof. Tatsumi gave a lecture from Sapporo (right).

Picture taken at : Kyushu University Hospital

Picture taken at : Kyushu University Hospital



The Sapporo venue screen with a 3D image (rt lower)

View of Sapporo venue (the Memorial Hall).

Picture taken at : Sapporo Medical University


Picture taken at : Sapporo Medical University

#102 24th APAN meeting Xian: Singha/Tsunami teleconference 2007.8.29

<p>【Event】 24th APAN meeting Xian: Singha/Tsunami teleconference</p>	<p>【Comments】 The teleconference was performed about Tsunami.</p>
<p>【Date】 2007.8.29</p>	<p>This is the one of the hot topics after recent big</p>
<p>【Venue】 Xian venue – Culalongkorn U, Bangkok – – ERNET office, Mumbai – Florida International University, USA</p>	<p>disasters around Southeastern Asia. This is the first time to pick up Tsunami in medical workshop. Florida International U joined APAN for the first time.</p>
	
<p>Opening remarks for the Tsunami session.</p>	<p>Main venue for the medical sessions.</p>
<p>Picture taken at : Xian Sheraton Hotel</p>	<p>Picture taken at : Xian Sheraton Hotel</p>
	
<p>Hina from Singha chairs the session.</p>	<p>Overview from backside of the venue</p>
<p>Picture taken at : Xian Sheraton Hotel</p>	<p>Picture taken at : Xian Sheraton Hotel</p>
	
<p>Participants enjoy the session.</p>	<p>Technical staff are preparing for the session.</p>
<p>Picture taken at : Xian Sheraton Hotel</p>	<p>Picture taken at : Xian Sheraton Hotel</p>

#103 24th APAN meeting Xian: Live demonstration of endoscopy 2007.8.29

<p>【Event】 24th APAN meeting Xian: Live demonstration of endoscopy</p>	<p>【Comments】 Endoscopy was broadcasted from Kyushu U Hospital and Kyoto Red Cross Hospital in Japan to other 6 countries and regions. This is the first event that our network was connected to Europe. Eppendorf University Hospital was successfully joined the live demonstration with great support of GEANT2.</p>
<p>【Date】 2007.8.29</p>	
<p>【Venue】 Xian venue/CN – Kyushu U Hosp/JP – Kyoto 2nd Red Cross Hosp/JP – Hanyang U Hosp/KR – National Taiwan U/TW– Mahidol U Siriraj Hosp/TH – MYREN/MY – Eppendorf U Hosp/GR</p>	



Four out of eight stations are on the screen.

All eight stations are shown on the screen.

Picture taken at : Xian Sheraton Hotel

Picture taken at : Xian Sheraton Hotel



Participants at Kyoto venue in Japan.

Participants at Siriraj Hospital in Thailand.

Picture taken at : Kyoto 2nd Red Cross Hospital

Picture taken at : Mahidol Univeristy Siriraj Hospital



Staff at Hanyang University Hospital in Korea.

Conference venue building at NUS.

Picture taken at : Hanyang University Hospital

Picture taken at : Xian Sheraton Hotel

#104 24th APAN meeting Xian: Nurse teleconference

<p>【Event】 24th APAN meeting Xian: Nurse teleconference</p>	<p>【Comments】 Nurse session was organized by Prof Sakurai, Mie</p>
<p>【Date】 2007.8.30</p>	<p>University, Japan. This is the first time to connect</p>
<p>【Venue】 Xian venue/CN - Red Cross International Nursing College/JP - University of Indonesia/ID - Mach Mai Hospital/VN</p>	<p>Kyushu International Nursing College in Japan and Back Mai Hospital in Vietnam. University of Indonesia joined the teleconference with active discussion.</p>
	
<p>Opening remarks by Prof Sakurai.</p>	<p>Four stations are clearly shown on the screen.</p>
<p>Picture taken at : Xian Sheraton Hotel</p>	<p>Picture taken at : Xian Sheraton Hotel</p>
	
<p>Overview of the main venue from behind.</p>	<p>A large screen at the main venue.</p>
<p>Picture taken at : Xian Sheraton Hotel</p>	<p>Picture taken at : Xian Sheraton Hotel</p>
	
<p>Engineering staff at the venue during the session.</p>	<p>They work to keep the session at the best conditions.</p>
<p>Picture taken at : Xian Sheraton Hotel</p>	<p>Picture taken at : Xian Sheraton Hotel</p>

#105 24th APAN meeting Xian: Live Surgery Teleconference 2007.8.30

<p>【Event】 24th APAN meeting Xian: Live Surgery Teleconference</p>	<p>【Comments】 Live streaming of colo-rectal surgery was performed on the second day of APAN-Xian. Newly connected sites include Korea University Hospital, Seoul, Korea, Concord Hospital, Sydney, Australia, and University of Bordeaux3 in France. Operation was performed by SH Kim in Korea U.</p>
<p>【Date】 2007.8.30</p>	
<p>【Venue】 Xian venue/CN –Korea U Hosp/KR – Tokyo Med Dent U/JP– National U Singapore/SN – U of Philippines/PH – Tata Memorial Hosp/IN – Concord Hosp/AU – Inst Laparosc Surg/FR</p>	



Dr HS Han chairs the session.

Picture taken at : Xian Sheraton Hotel



Seven out of eight stations are shown on the screen.

Picture taken at : Xian Sheraton Hotel



Participants at National University of Singapore.

Picture taken at : National University of Singapore



Dr Shukla asks questions from Mumbai, India.

Picture taken at : ERNET office in Mumbai



Engineering staff who helped live demonstrations are from CSTNET, Kyushu U, and KEPCO.

Picture taken at : Xian Sheraton Hotel


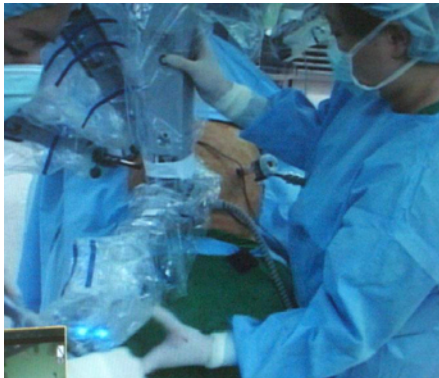


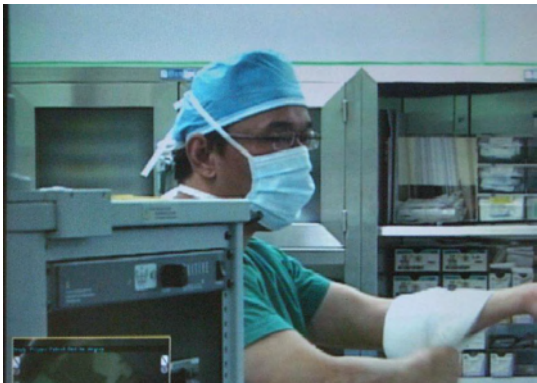

#106 Kidney Transplantation Teleconference 2007.9.19

<p>【Event】 The 1st Kyushu Kidney Transplantation Teleconference with Okinawa</p>	<p>【Comments】 Renal transplantation teleconference was organized by Dr Sugitani, and Yomishiro Chuo Hospital in Okinawa was connected first time to Kyushu U Hospital.</p>
<p>【Date】 2007.9.19</p>	
<p>【Venue】 Kyushu University Hospital – Tomishiro Chuo Hospital, Okinawa</p>	
	
<p>Dr Sugitani chairs the conference.</p>	<p>The discussion was made about pathological findings.</p>
<p>Picture taken at : Kyushu University Hospital</p>	<p>Picture taken at : Kyushu University Hospital</p>
	
<p>Dr Masutani is at Fukuoka, and Dr Shiohira at Naha.</p>	<p>Surgical presentation about renal transplantation.</p>
<p>Picture taken at : Kyushu University Hospital</p>	<p>Picture taken at : Kyushu University Hospital</p>
	
<p>Overview of the Kyushu U venue from backside.</p>	<p>Dr Sugitani makes a comment at Kyushu University.</p>
<p>Picture taken at : Kyushu University Hospital</p>	<p>Picture taken at : Kyushu University Hospital</p>

#107 The 6th Fukuoka Endoscopic Surgery Forum 2007.9.21

<p>【Event】 The 6th Fukuoka Endoscopic Surgery Forum</p>	<p>【Comments】 This is the third time to set up our teleconference system in this Forum for about 200 participants of surgical nurses. In addition to Iwate Medical University and Fujimoto Hayasuzu Hospital, Tomishiro Chuo Hospital was first to join this seminar remotely from Okinawa.</p>
<p>【Date】 2007.9.21</p>	
<p>【Venue】 – Acros Fukuoka– Iwate Medical University– Fujimoto Hayasuzu Hospital, Miyazaki – Tomishiro Chuo Hospital, Okinawa</p>	
	
<p>A large audience in the venue.</p>	<p>Four stations are shown on the screen.</p>
<p>Picture taken at : Fukuoka Acros</p>	<p>Picture taken at : Fukuoka Acros</p>
	
<p>Participants at Okinawa venue.</p>	<p>One screen for remote station, and the other for local.</p>
<p>Picture taken at : Tomishiro Chuo Hospital</p>	<p>Picture taken at : Fukuoka Acros</p>
	
<p>A nurse makes a question from the floor..</p>	<p>Engineers in each station.</p>
<p>Picture taken at : Iwate Medical College</p>	<p>Picture taken at : Fukuoka Acros</p>

#108 Yonsei Gastric Cancer Symposium 2007 2007.10.12

<p>【Event】 Yonsei Gastric Cancer Symposium</p>	<p>【Comments】 This is the first time that Yonsei University joined our project. Gastric Cancer Symposium was held at Yonsei U Medical Center, and open and robotic gastrectomy were shown to the local as well as remote audience. Sound connection had some problem on their way to Kyushu U Hospital.</p>
<p>【Date】 2007.10.12</p>	
<p>【Venue】 Yonsei University Medical Center - Kyushu University Hospital, Japan</p>	
	
<p>The main auditorium at Yonsei U Medical Center.</p>	<p>The surgical staff set up the robot.</p>
<p>Picture taken at : Yonsei U Medical Center</p>	<p>Picture taken at : Yonsei U Medical Center</p>
	
<p>Trocars are inserted into the patient's abdomen.</p>	<p>Dr Nagai and Dr Piya are at Kyushu U venue.</p>
<p>Picture taken at : Yonsei U Medical Center</p>	<p>Picture taken at : Kyushu University Hospital</p>
	
<p>Dr WJ Hyung prepares for the robotic surgery.</p>	<p>The surgical view of the robotic gastrectomy.</p>
<p>Picture taken at : Yonsei U Medical Center</p>	<p>Picture taken at : Yonsei U Medical Center</p>

#109 Live Hepatectomy Demonstration from SNU Bundang Hospital 2007.10.23

<p>【Event】 Live Demonstration of Hepatectomy</p>	<p>【Comments】 Live demonstration of laparoscopic liver resection was performed. Dr Han in Seoul showed his skillful surgery to the international audience at Kyushu U Hospital with Dr Aibek from Kazakhstan, Dr Chandika from Sri Lanka, Dr Song from Inha U, Korea, and TeamNet staff from Tokyo.</p>
<p>【Date】 2007.10.23</p>	
<p>【Venue】</p> <ul style="list-style-type: none"> - Seoul National University Bundang Hosp - Kyushu University Hospital 	



Dr Shimizu, Dr Nakamura and many international participants at Kyushu U venue.

Picture taken at : Kyushu University Hospital



Dr Han makes greetings to Kyushu U audience.

Picture taken at : SNU Bundang Hospital



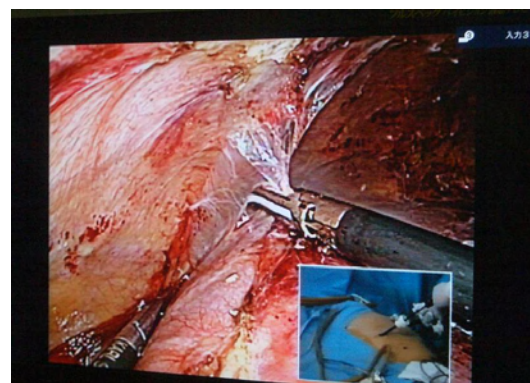
Overview at Kyushu U venue.

Picture taken at : Kyushu University Hospital



Dr Song makes a question about the operation.

Picture taken at : Kyushu University Hospital



A surgical view shown on the monitor at Kyushu U.

Picture taken at : Kyushu University Hospital

#110 The 1st Early Gastric Cancer Teleconference 2007.10.26

<p>【Event】 The 1st Early Gastric Teleconference</p>	<p>【Comments】 To share the knowledge about accurate diagnosis and advanced treatment of early gastric cancers, teleconference was performed for the first time between Siriraj Hospital and Kyushu U Hospital.</p>
<p>【Date】 2007.10.26</p>	
<p>【Venue】 Kyushu University Hospital – Mahidol University Siriraj Hospital</p>	
	
<p>Dr Yada chairs the session.</p>	<p>Overview of Kyushu University venue.</p>
<p>Picture taken at : Kyushu University Hospital</p>	<p>Picture taken at : Kyushu University Hospital</p>
	
<p>Endoscopic and pathological views of early cancers.</p>	<p>Dr Itaba makes a presentation.</p>
<p>Picture taken at : Kyushu University Hospital</p>	<p>Picture taken at : Kyushu University Hospital</p>
	
<p>Dr Piya, Dr Thitipong, and Mr Torata at Kyushu site.</p>	<p>Engineering team at Siriraj Hospital.</p>
<p>Picture taken at : Kyushu University Hospital</p>	<p>Picture taken at : Mahidol University Siriraj Hospital</p>

#111 The 6th Pancreatobiliary Clinico-pathological Teleconference 2007.11.15

<p>【Event】 The 6th Pancreatobiliary Clinico-pathological Teleconference</p>	<p>【Comments】 The 6th pancreato-biliary Clinico-pathological teleconference was performed between Seoul National University Bundang Hospital and Kyushu University Hospital. One each presentation was made from each side.</p>
<p>【Date】 2007.11.15</p>	
<p>【Venue】 Kyushu University Hospital, Fukuoka – Seoul National University Bundang Hospital</p>	



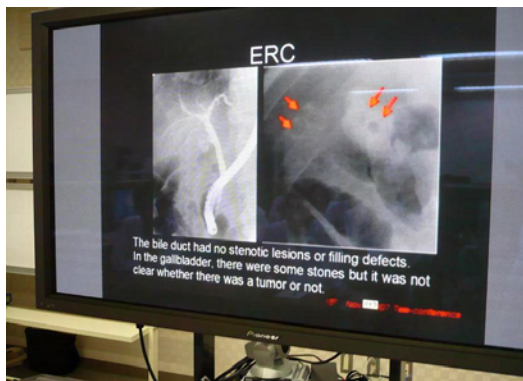
Dr Ienaga explains ERCP findings.

Picture taken at : Kyushu University Hospital



Bundang Hospital staff is shown in the monitor.

Picture taken at : Kyushu University Hospital



ERCP images are shown for the discussion.

Picture taken at : Kyushu University Hospital



Dr Nakamura makes a comment.

Picture taken at : Kyushu University Hospital



Mr Torata and his engineering team prepare and control the teleconference.

Picture taken at : Kyushu University Hospital

#112 Lecture meeting between Oita University Hospital and KUH 2007.11.20

<p>【Event】 Lecture meeting between Oita University Hospital and KUH</p>	<p>【Comments】 This is the first time connection and event with Oita University Hospital. This event was supported by Center for Community Health Networking in each hospital. There are more than three hundred participants in total.</p>
<p>【Date】 2007.11.20</p>	
<p>【Venue】 - Kyushu University Hospital, Japan - Oita University Hospital, Japan</p>	
	
<p>Prof. Kira, dupty director of KUH.</p>	<p>Conference view at KUH venue.</p>
<p>Picture taken at : Kyushu University Hospital</p>	<p>Picture taken at : Kyushu University Hospital</p>
	
<p>The venue is crowded with large participants. (KUH)</p>	<p>The conference view at the venue from behind.</p>
<p>Picture taken at : Kyushu University Hospital</p>	<p>Picture taken at : Oita University Hospital</p>
	
<p>Participants enjoy our lecture event.</p>	<p>Operating staff of KUH (Torata)</p>
<p>Picture taken at : Oita University Hospital</p>	<p>Picture taken at : Kyushu University Hospital</p>

#113 Thoracoscopic Surgery Teleconference 2007.11.27

<p>【Event】 Thoracoscopic Surgery Teleconference</p>	<p>【Comments】</p>
<p>【Date】 2007.11.27</p>	<p>The teleconference about the thoracic surgery was held for the first time. Kyushu University Hospital was connected to National University of Singapore, and Fukuoka University was newly joined our network.</p>
<p>【Venue】 Kyushu University Hospital, JP – Fukuoka University Hospital, JR – National University of Singapore, SN</p>	
	
<p>Opening of the teleconference of thoracic surgery.</p>	<p>Overview of the conference room at Kyushu U.</p>
<p>Picture taken at : Kyushu University Hospital</p>	<p>Picture taken at : Kyushu University Hospital</p>
	
<p>The surgical presentation was made from Fukuoka U.</p>	<p>Dr Shimizu and Dr Aibek are at Kyushu U venue.</p>
<p>Picture taken at : Kyushu University Hospital</p>	<p>Picture taken at : Kyushu University Hospital</p>
	
<p>Kyushu U participants look at transmitted surgery.</p>	<p>Engineering staff at each station.</p>
<p>Picture taken at : Kyushu University Hospital</p>	<p>Picture taken at : Kyushu University Hospital</p>


#114 Asia Telemedicine Symposium 2007.12.7

<p>【Event】 Asia Telemedicine Symposium</p>	<p>【Comments】 Asia Telemedicine Symposium was held at Kyushu University Hospital on Dec 7-8, supported by Japan Society for the Promotion of Science. Over 150 doctors and engineers participated from 8 countries and regions. Teleconference was performed to introduce advanced telemedical centers in Asia-Pacific.</p>
<p>【Date】 2007.12.7</p>	
<p>【Venue】 Kyushu University Hospital -Seoul National University Bundang Hospital, KR -National University of Singapore, SN -Flinder's University Hospital, AU</p>	
	
<p>Conference view at auditorium in Kyushu U</p>	<p>Invited guest with deputy president and hospital dean.</p>
<p>Picture taken at : Kyushu University Hospital</p>	<p>Picture taken at : Kyushu University Hospital</p>
	
<p>Attendants on second day of the symposium poses in front of the venue entrance after morning session.</p>	
<p>Picture taken at : Kyushu University Hospital</p>	
	
<p>Simultaneous translation was provided.</p>	<p>Engineers in each four station.</p>
<p>Picture taken at : Kyushu University Hospital</p>	<p>Picture taken at : Kyushu University Hospital</p>

#115 The 2nd Teleconference with Gyeongsang National University 2007.12.11

<p>【Event】 The 2nd Teleconference with Gyeongsang National University</p>	<p>【Comments】 The 2nd teleconference was made in the timing of the mission visit from Gyeongsang National University to Kyushu. Mission members of Kyushu University Hospital, that had visited Jinju in November 2007, attended at the teleconference.</p>
<p>【Date】 2007.12.11</p>	
<p>【Venue】 Kyushu University Hospital, Fukuoka – Gyeongsang National University, Jinju</p>	
	
<p>Prof. Jun Hayashi, the leader of the former mission, gave a greeting message.</p>	<p>Prof. Hee Suk Shin, vice president of Gyeongsang NU Hospital was the leader of the mission from Korea.</p>
<p>Picture taken at : Kyushu University Hospital</p>	<p>Picture taken at : Kyushu University Hospital</p>
	
<p>A view of the conference with the image from Korea</p>	<p>Online discussion between Korea and Japan.</p>
<p>Picture taken at : Kyushu University Hospital</p>	<p>Picture taken at : Kyushu University Hospital</p>
	
<p>Nurses joined and talked with Korea.</p>	<p>The whole view of the conference in Japanese venue.</p>
<p>Picture taken at : Kyushu University Hospital</p>	<p>Picture taken at : Kyushu University Hospital</p>

#116 IRCCS Conference for Health Science Community 2007.12.12

<p>【Event】 IRCCS Conference for Health Science Community</p>	<p>【Comments】 A live demonstration was transmitted from Kyushu</p>
<p>【Date】 2007.12.121</p>	<p>U, Japan, to Rome, Italy, with great support of GARR.</p>
<p>【Venue】 - Kyushu University Hospital, Fukuoka - University of Rome3</p>	<p>This is the first time that our network was connected to Italy. Endoscopy introduced using a model, and a recorded surgical video was presented.</p>
	
<p>The main venue in Rome where Dr Shimizu presents.</p>	<p>Medical staff for live demonstration in Kyushu U.</p>
<p>Picture taken at : University of Rome3</p>	<p>Picture taken at : Kyushu University Hospital</p>
	
<p>Dr Yada shows a model for the remote audience.</p>	<p>Dr Yada shows endoscopic procedures using a model.</p>
<p>Picture taken at : Kyushu University Hospital</p>	<p>Picture taken at : Kyushu University Hospital</p>
	
<p>Dr Tanabe makes a presentation about surgery.</p>	<p>Mr Torata explains his DVTS system.</p>
<p>Picture taken at : Kyushu University Hospital</p>	<p>Picture taken at : Kyushu University Hospital</p>

#117 25th APAN-Hawaii - Live Robotic surgery and endoscopy 2008.1.23

<p>【Event】 Live demonstration of Robotic surgery and endoscopy</p>	<p>【Comments】 Live demonstration was performed at APAN in Hawaii for robotic surgery from Yonsei U, Korea, and endoscopy from Kyushu U, Japan. Remote station include UC Irvine in US for the first time and Shanghai Jiaotong U in China. North Shore Hospital in Sydney joined but only with Polycam.</p>
<p>【Date】 2008.1.23</p>	
<p>【Venue】 Hawaii venue/US – Kyushu U Hosp/JP – Yonsei U Hosp/KR – Shanghai Jiaotong Hosp/CN– UC Irvine /US – North Shore Private Hosp/AU</p>	
	
<p>Prof Okamura explains the system for the demo. Picture taken at : University of Hawaii</p>	<p>Medical staff in Kyushu U for endoscopy. Picture taken at : Kyushu University Hospital</p>
	
<p>Five connected stations are on the screen. Picture taken at : University of Hawaii</p>	<p>Surgery, endoscopy, and other station view. Picture taken at : Kyushu University Hospital</p>
	
<p>Overview at the venue in Hawaii. Picture taken at : University of Hawaii</p>	<p>Dr Yoshinaga with Dr Tuganbekov and Dr Mohamed. Picture taken at : Kyushu University Hospital</p>





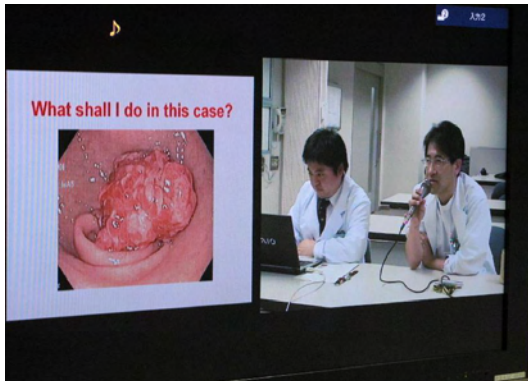

#118 25th APAN-Hawaii - Healthcare teleconference 1 2008.1.24

<p>【Event】 25th APAN-Hawaii - Healthcare teleconference 1</p>	<p>【Comments】 Healthcare teleconference was divided into two sessions. The first one was organized by Dr YS Lee in Korea, connecting four stations. Chungbuk National University was newly connected to us. The topics is about medical informatics in each country.</p>
<p>【Date】 2008.1.24</p>	
<p>【Venue】 Hawaii venue (US) –Kyushu U Hosp (JP) – Chungbuk National U KR) – Stanford U (US)</p>	
	
<p>Dr YS Lee and Prof Sakurai chairs the session.</p>	<p>The audience at Hawaii venue.</p>
<p>Picture taken at : University of Hawaii</p>	<p>Picture taken at : University of Hawaii</p>
	
<p>The four stations are shown on the screen.</p>	<p>Dr Shimizu speaks in the medical WG meeting.</p>
<p>Picture taken at : University of Hawaii</p>	<p>Picture taken at : University of Hawaii</p>
	
<p>Overview of the conference room at the venue/</p>	<p>A monitor at Stanford University</p>
<p>Picture taken at : University of Hawaii</p>	<p>Picture taken at : Stanford University</p>

#119 25th APAN-Hawaii - Healthcare teleconference 2 2008.1.24

<p>【Event】 25th APAN-Hawaii - Healthcare teleconference 2</p>	<p>【Comments】</p>
<p>【Date】 2008.1.24</p>	<p>The second teleconference about healthcare was</p>
<p>【Venue】 Hawaii venue (US) –Kyushu U Hosp (JP) – Chungbuk National U KR – ERNET office (IN) – Stanford U (US) – U of Wisconsin U (US) – MedicVision (AU)</p>	<p>joined by seven stations. University of Wisconsin, US, and MedicVision in Melbourne, Australia, were newly connected to our network.</p>
	
<p>Overview of the venue with Japanese garden behind.</p>	<p>All seven stations appears on the screen.</p>
<p>Picture taken at : University of Hawaii</p>	<p>Picture taken at : University of Hawaii</p>
	
<p>The venue at Melbourne station.</p>	<p>Dr Nakashima makes his presentation.</p>
<p>Picture taken at : MedicVision at Melbourne</p>	<p>Picture taken at : Kyushu University Hospital</p>
	
<p>Dr Senger presents his digital anatomy.</p>	<p>Prof Okamura and Mr Omori works for the session.</p>
<p>Picture taken at : University of Hawaii</p>	<p>Picture taken at : University of Wisconsin</p>

#120 The 2nd Early Gastric Cancer Teleconference 2008.2.22

<p>【Event】 The 2nd Early Gastric Cancer Teleconference</p> <p>【Date】 2008.2.22</p> <p>【Venue】 Kyushu University Hospital – Mahidol University Siriraj Hospital</p>	<p>【Comments】 This is the second teleconference to study how to make a better diagnosis of early gastric cancer between Siriraj Hospital and Kyushu U Hospital. Another station will be invited to the third teleconference on July 4.</p>
	
<p>A young doctor in Siriraj tries to make a diagnosis.</p>	<p>Kyushu University staff, Yada, Itaba, and Yoshinaga.</p>
<p>Picture taken at : Kyushu University Hospital</p>	<p>Picture taken at : Kyushu University Hospital</p>
	
<p>Thai and Kyushu staff are on the same screen.</p>	<p>Another doctor makes a comment about the pictures.</p>
<p>Picture taken at : Kyushu University Hospital</p>	<p>Picture taken at : Kyushu University Hospital</p>
	
<p>Dr Yada makes a question to doctors in Siriraj.</p>	<p>Equipments used in Kyushu University Hospital.</p>
<p>Picture taken at : Kyushu University Hospital</p>	<p>Picture taken at : Kyushu University Hospital</p>

#121 Master Workshop on Novel Endoscopic Technology 2008.3.19

<p>【Event】 ESD live demonstration supported by the World Organization for Digestive Endoscopy (OMED)</p>	<p>【Comments】 Endoscopy Workshop was held in Hong Kong on</p>
<p>【Date】 2008.3.19</p>	<p>March 19-21 supported by OMED. A demonstration of</p>
<p>【Venue】 Kyushu University Hospital (Japan) – Chinese University of Hong Kong</p>	<p>endoscopic submucosal dissection (ESD) was broadcasted from Kyushu U Hosp together with local demos at the venue.</p>
	
<p>The poster of the workshop at the venue.</p>	<p>Dr Yoshinaga performs ESD with Dr Nakamura.</p>
<p>Picture taken at : Chinese University of Hong Kong</p>	<p>Picture taken at : Kyushu University Hospital</p>
	
<p>Views of a venue and an endoscopy are in a monitor.</p>	<p>Dr Ng and Dr Sung chairs the live session.</p>
<p>Picture taken at : Kyushu University Hospital</p>	<p>Picture taken at : Chinese University of Hong Kong</p>
	
<p>A big auditorium with a screen in the center.</p>	<p>Equipments prepared at the endoscopic room.</p>
<p>Picture taken at : Chinese University of Hong Kong</p>	<p>Picture taken at : Kyushu University Hospital</p>